

Hot Iron News

THE VOICE OF THE NORTHWEST BLACKSMITH ASSOCIATION

First Quarter 2016





Northwest Blacksmith Association

"To promote and preserve the Art and Craft of Blacksmithing while building friendship and good will."

Board of Directors



President
Lee Cordochorea
PO Box 3940
Hillsboro, OR 97123
503-887-1697 thingmaker3@gmail.com



Vice President
Lynn Gledhill
24760 High Pass Road
Junction City, OR 97448
541-998-2370 gledhill@bauercom.net



Secretary
Peggy Gudgell
2819 NW 68th St.
Seattle WA 98117
206-782-2965 peggygudgell@msn.com



Treasurer
James von Mosch
858 Snowden Rd
White Salmon, WA 98672
509-493-2246 jkvonmosch@gmail.com



Director
Kellen Bateham
441 SE Miller Ave #2
Bend, OR 97702
541-550-6370 stochasity@gmail.com



Director
Jeff Cawley
3421 SW Kelly Ave
Portland, OR 97239
971-221-2408 jeffcawley@gmail.com



Director
Hunter Dahlberg
1947 NW First St
Bend, OR 97703
541-350-5408 orionforge@gmail.com



Director
Rashelle Hams
10257 NE Fremont #57
Portland OR 97220
360-901-1365 iamrashelle@yahoo.com



Director
Steve McGrew
9715 W. Sunset Hwy
SpokaneWA 99224
509-456-8321 Stevem@incandesant-iron.com

NWBA Committees

Finance & Budget Committee: Jim von Mosch (Chair), Scott Rash, Darryl Nelson

- *Assets & Inventories Subcommittee: Don Eckler, Entire Board*

- *Auctions Subcommittee: Peggy Gudgell (Chair)*

- *Audit Subcommittee: Entire Board*

- *Donations 501(c)3 Subcommittee: Lee Cordochorea (Chair)*

- *Insurance Subcommittee: Scott Rash (Chair), Don Eckler*

Member Services Committee: Lee Cordochorea (Chair), Anne Bujold

- *Archives Subcommittee: Jack Slack (Chair), Andrea Lisch, Jeff Wilson, Darryl Nelson*

- *Grants, Education & Workshops Subcommittee: Lee Cordochorea (Chair)*

- *Library Subcommittee: Anne Bujold (Chair)*

- *Board Training Subcommittee: Unfilled*

Communications Committee: Lee Cordochorea (Chair), Amy Mook

- *Hot Iron News & Website Editor: Amy Mook*

- *Manuals Subcommittee: Lee Cordochorea (Chair)*

Events & Programs Committee: Peggy Gudgell (Chair), Rashelle Hams, Darryl Nelson

- *Audio Visual Subcommittee: Mark Manley*

- *Spring Conference Subcommittee: Peggy Gudgell (Chair)*

- *Safety Subcommittee: Lee Cordochorea (Chair)*

- *Mentoring Center Subcommittee: Rashelle Hams (Chair), Peggy Gudgell*

Nominations & Elections Committee: Jim Garrett (Chair), Steve McGrew, James von Mosch

Quick Reference for NWBA Members

Submit articles, photos, how-to's to HIN:
nwbainfo@gmail.com

NWBA Website: www.blacksmith.org

For NWBA correspondence or membership, or to change your address (must be in writing) send to:

Northwest Blacksmith Association
4742 42nd Ave SW #185
Seattle WA 98116

Annual dues 2015: \$60 (foreign, \$70)

Dues include quarterly subscription to Hot Iron News.

Dues may also be paid online at

<http://blacksmith.org/membership-payment-gateway/>

Want to be sure to keep up to date?

Sign-up to receive email announcements monthly so you don't have to miss another event!

<http://blacksmith.org/sign-up-email-announcements/>

The NWBA logo, with the hammer poised above the anvil and the accompanying NWBA acronym, is a Service Mark of the Northwest Blacksmith Association, and is reserved solely for the use of the NWBA, except that anyone may use it to advertise or promote the events, publications, or mission of the NWBA, which is Education in Blacksmithing and Related Metal crafts.

ON THE COVER



The picture is of one of Monica's latest works in progress, an exploration into multiple dovetail joinery.

"I am always searching for different ways to join two pieces of metal together, so that in a project the place where two bars come together, whether it be in the perpendicular, parallel or butt, the joining itself becomes a place of interest." ~ Monica Coyne

WHAT'S INSIDE

- 2 NWBA Board and Committee Information
- 4 President's Message
- 5 Treasurer's Report
- 6 Letter from the Editor, Upcoming NWBA Events
- 7 Board Election Results, Mark Aspery Events
- 8 NWBA Conference 2016 Info
- 9 Meet Our Demonstrator: Monica Coyne
- 13 Meet Our Demonstrator: Gábor Szombathy
- 18 Conference Schedule
- 19 Conference Lodging
- 20 Conference and NWBA Membership Registration
- 21 December 2015 Mentoring Center:
Darryl Nelson, Equipment Use
- 22 In the NWBA Mentoring Center the Poppies Grow
by Jeff Cawley and Jim von Mosch, Photos by Dan Bowyer
- 26 ABANA Conference 2016
- 27 Making a Stake Anvil by Jim von Mosch
- 28 The Gospel According to Peter Ross transcribed by
Hardie Swage
- 29 Schools Listing and Calendar
- 30 Announcements and ads

REGISTER NOW!

NWBA Blacksmith Conference 2016

Friday May 13, 2016 -
Sunday, May 15, 2016

Longview, WA



<http://blacksmith.org/nwba-conference-2016-registration/>

Announcing the next

NWBA Board Meeting:


April 23, 2016 12:30 PM

NWBA Mentoring Center
1900 7th Avenue, Longview, WA, 98632

The board meeting is open to all
current NWBA members.

The Hot Iron News is the official publication of the Northwest Blacksmith Association. Submission of articles, photos and other relevant materials is encouraged. All materials contained herein are copyrighted. Other ABANA affiliates, blacksmith associations and nonprofit educational metals-oriented groups have permission to reprint materials in the Hot Iron News as long as credit is given to the authors, the magazine, and the NWBA. The Northwest Blacksmith Association and this publication point out that blacksmithing is inherently a dangerous activity. At NWBA conferences, you are responsible for yourself and your visitor for using eye, ear, respiratory, and other protection as required. You are also responsible for using safe work methods. The NWBA, its officers, demonstrators, writers and members specifically disclaim responsibility or liability for any damages, injuries, or destruction of property as a result of the use of any information published in the Hot Iron News or demonstrated at conferences or meetings. By requesting or renewing membership, you are stating that you agree with this release.

A Word From Whats-His-Name



Hello, Everyone

Your ballots have been counted. New Directors and new Officers are now settling in. Our contact information is listed inside the front cover of this newsletter. As always, call or write if you have a question, a comment, or a complaint. (Especially contact us if you have a complaint! We can't fix a problem we don't know about!)

With the passing of the torch completed, it may surprise that I'm going to ask for nominees for 2017's election. Why so soon? Well, it's not really all that soon...

There's been discussion of increasing the Board from 9 Directors to 11. If that comes to fruition, we'll want at least two more nominees for next time. Regardless of quantity, we've solicited nominees at the Fall Conference in years past. Now, we'll be soliciting at the Spring Conference. We hope to get some good response. Especially, we hope to avoid some familiar reasons for folk declining. There are two reasons which seem most common when someone declines to run for the Board. One is a misperception that we fight amongst ourselves. Second objection is the road trip to attend quarterly meetings. Let's take those one at a time.

Of the ten board meetings I've been to (nine as a Director) I've seen neither guns nor knives pulled out. Voices were raised only once, and we learned from that event. Yes, there are occasional differences of opinion, but we resolve them in a civil manner. Usually, we don't even get to disagreeing - we just try to work out what will be best for the Association. When we keep that goal in mind, it's a lot easier to work harmoniously. And generally we do work together quite harmoniously. So please consider serving on the Board if you've avoided it for fear of infighting.

We've also been working the bugs out of a system enabling Directors (and anyone from the General Membership, if so inclined) to attend electronically. Very soon, distance won't get in the way of anyone attending. These modern electronic marvels might not respond well to hammer-blows, but they do respond to perseverance. We'll have this new tool working soon.

What kind of folk do we need on the Board? We need folk who love this Association and want to see it continue. We need folk who can listen, ask questions, and make suggestions. We most especially need a couple folk who can handle either numbers & accounts, or who can handle notes and correspondence. (We always have trouble finding a Treasurer and/or a Secretary. We've taken steps

to make those jobs less challenging.)

If you think you or the folk you know lack "what it takes" to be on the Board, please reconsider. ALL of us are volunteers. The NWBA has been an all-volunteer outfit for more than thirty years! Volunteers go to the mailbox, write the rent checks, find the demonstrators, and sweep the floors. Everything done by our Association is accomplished by volunteers.

While I'm on the subject of volunteers, I'd like to thank the folk who have stepped forward to assist with running our Mentoring Center. We have five Stewards now who will insure the place is safely, properly, and timely opened up, safely run, and safely & properly closed down. More Stewards would be even better.

We also need volunteers to act as Registrars for the Mentoring Center. These folk will greet participants, collect fees, and coordinate with the Treasurer. If you can help out with this, please contact any Director using the information inside the front cover of this newsletter.

Our Librarian, Anne Bujold will be taking graduate classes out of the region soon. We'll miss her! We'll need someone to step into her shoes when she leaves to pursue her M.A.

The Spring Conference (May 13, 14, & 15 - save the date) will need your help as well. We need folk who can help acclimate new members, act as a fire-watch (especially later in the evenings) and help keep everyone safe. It's easy work and you get to wear a spiffy high-visibility armband! We'll also need some volunteers to keep an eye on the Gallery & Library. I know some of you hang out there for hours at a time anyway. (I know that because I do so myself and I've seen you!)

As for what's planned for the Conference, it's gonna be good! There will be a shower on site this year. (We're still working on hot water - one thing at a time...) Black Smoke Alley will be smokin'. (Bring your solid-fuel kit and join in!) A friendly competition is being planned. Friday night

continued on next page...

...continued from previous page

will see a potluck social round the fire-pit. Saturday there will be the Banquet, the General Membership Meeting and, of course the awesome entertainment of our Auction. Auction proceeds support our NWBA Outreach, including our Mentoring Center, the Al Bart Grant, and a new grant for youth which I dearly hope to announce soon.

In order to make that new youth program work, we need (you see this coming, right?) VOLUNTEERS! Specifically, we need Mentors for the Mentoring Center. These Mentors will teach young people safety and very basic skills on a semi-formal 1-on-1 basis. If you can help out with this during the Mentoring Center's open forge sessions, please contact any Director. Our Mentoring Center is an ongoing success, and we'd like to expand on that.

Here are just a few examples of that success: Young

recipients of the Al Bart grant have been teaching other young folk (and old farts) what they've learned. Several people are now certified to use the tire-hammer, fly-press, and other tools. And look at all those poppies produced for the big memorial monument in Ypres! Rashelle has scheduled demonstrators for February, March, April, June, and July. It's gonna be great! (Check the website or your monthly NWBA email announcements for the schedule.

I am very proud of the work that all of us in the NWBA are doing, and both excited and humbled to be a part of it.

Stay Inspired!

-Lee Cordochorea

(You pronounce that just like it's spelled.)

Treasurer's Report *NWBA Treasurer Scott Rash*



2015 NWBA Year-end Treasurer Report

Income:

Dues Income	\$18,783.67
Conference Registration & Banquet	\$15,796.80
Merchandise Sales	\$1,527.87
HIN Advertisements	\$844.00
Hands On Classes	\$360.00
Refund Income	\$61.59
Total:	\$37,373.93

Expenses:

Hot Iron News / Website	\$18,979.28
Conference Expenses	\$11,561.58
Insurance	\$2,362.00
Administration:	\$2,138.53
Al Bart Grant	\$1,150.00
Library	\$983.29
Printing (ballots)	\$414.63
Total:	\$37,589.31

2015 Mentoring Center Year-end Report

Income:

Workshop Fees	\$5,143.00
Conference Auction	\$5,070.00
Event Fees	\$2,269.00
Donations to Mentoring Center	\$1,529.24
Total:	\$14,011.24

Expenses:

Demonstrator Fees & Handouts	\$5,885.80
2015 Site Rental	\$4,800.00
Fly Press for Mentoring Center	\$2,200.00
Supplies for Camp Hahobas	\$967.81
Propane	\$867.58
Steel	\$453.18
Administration	\$137.45
Supplies	\$45.99
Total:	\$15,357.81

Many thanks to Scott Rash for serving as Treasurer for the past 2 years. The job of treasurer is vital to the continued existence of the NWBA and it takes many hours and dedication. Without volunteers like Scott, we could not have the Mentoring Center, our conferences, or a membership even! Next time you see Scott, tell him thanks.

Incoming Treasurer is Jim von Mosch, who generously volunteered his services. Next Hot Iron News Treasurer's report will be from Jim.

A Note from the Editor *Amy Mook*



Greetings NWBA Members,

At the imminent launching of this Hot Iron News I have a few things very much on my mind...

Conference 2016, May 13-15: We have two extraordinary demonstrators for our upcoming conference. The focus of the demonstrations is JOINERY, and both Monica Coyne and Gábor Szombathy have impressive and wide ranging bodies of work showing off their expertise. There will also be a hands-on blade making class with Dave Lisch, other hands-on classes, repoussé station, competitions, Black Smoke Alley (aka Midnight Madness), barbeque potluck Friday night, banquet Saturday night, Gallery, Auction, Tailgaters. I really hope you will get to enjoy all of these things, I know I look forward to it. I think we are fortunate to have this kind of talent available to teach us, and so much talent, skill, and generosity among the members. I am very grateful for all the volunteer members who make our events possible, it takes a lot of time and effort.

Oh yes, one more thing about NWBA conferences. I want to thank all you seasoned NWBA conference goers who have taken the time to welcome newcomers at past conferences. Reaching out and including friendly new members always has positive results.

Register for the conference early online, or use the form on page 20.

Membership Services: At times you (NWBA members) may have problems with your membership: not receiving your issues of the Hot Iron News, not being able to log in to the website, confusion about membership in the NWBA and online

membership, your membership expired and you didn't know it, your membership was lost and we didn't know it... Please, if you experience any issue like this, do not delay in letting me know, or one of the board of directors (info on pg. 2), we want to make sure you are getting the services you signed up and paid for.

Ambitious Undertakings of the NWBA: This organization has taken on the responsibility of having a Mentoring Center with the optimistic and courageous intention of providing the NWBA with a home. A place to hold monthly demonstration and open forge events, a place to display some of our world class archive collection, to keep and use our many hand tools and power tools, a place to keep and use forging stations and bleachers, a place to keep and use our library. As Lee Cordochorea said in his letter (pg. 4), fundamental to being able to continue supporting and keeping the Mentoring Center open, is first and foremost the time and commitment of our members. So, cheers to all you members who have given so much to accomplish what has already been done, and courage to you all who have yet to step up.

As always, I am indebted to those who have submitted articles, photographs, events and comments for the Hot Iron News. I hope to publish more of your submissions throughout the coming year.

Happy forging on your Conference Gallery piece!

See you there,

Amy

webmaster@blacksmith.org

Upcoming NWBA Events 2016

- | | |
|-------------|------------------------------------------------------------------------------------------------------|
| March 12 | Mentoring Center: Demonstrator Mark Aspery |
| March 13-15 | Mentoring Center: 3 day workshop with Mark Aspery: basics bottle opener, tooling, punching, drifting |
| April 23 | Mentoring Center: Demonstrator Tim Gabriel: fly press |
| April 23 | NWBA Board meeting, open to all NWBA members |
| May 13-15 | NWBA Blacksmith Conference 2016 |
| June 25 | Mentoring Center: Demonstrator Alair Wells: finishes and powder coating |
| July 23 | Mentoring Center: Demonstrator Nick Marcelja: knife forging. |

LONG TERM CALENDAR... BIG EVENTS...SAVE THE DATES

07/13-16/2016 ABANA Conference 2016 Fairpark, Salt Lake City Utah, Salt Lake City Utah

08/18-21/2016 Blacksmith Week 2016

This list does not include many workshops offered by other organizations, you can see the class listings included in the events list online at <http://blacksmith.org/events>.

Take advantage of your membership benefits and SEND IN YOUR ANNOUNCEMENTS FOR THE WEBSITE CALENDAR AND THE HOT IRON NEWS to nwbainfo@gmail.com

or submit it online: <http://blacksmith.org/submit-event/>

NWBA Board of Directors 2016-2017

Elections were held in December of 2015, all ballots were due post dated by December 31, 2015. Ballots were counted on January 9th, 2016, the count was supervised by Election Committee Chair Jim Garrett.

The count of ballots results of 89 ballots returned:

Kellen Bateham	78
Jeff Cawley	62
Lee Cordochorea	78
Hunter Dahlberg	76
Lynn Gledhill	62
Jim Von Mosch	67
Paul Thorne	1

The NWBA Board of Directors met on January 23rd, 2016. Before new officers were elected, Election Chair Jim Garrett tossed a coin to determine how the tie between Lynn Gledhill and Jeff Cawley would be determined. Lynn Gledhill was the winner of the toss. However, Don Eckler announced his resignation from the board (he had one more year to his term). Jeff Cawley will be replacing Don for the rest of his term and will decide at the end of this year if he will run again.

Officers elected at the board meeting are: Lee Cordochorea – President, Lynn Gledhill – Vice President, Peggy Gudgeon – Secretary, Jim von Mosch – Treasurer. Directors at large: Kellen Bateham, Jeff Cawley, Hunter Dahlberg, Rashelle Hams, and Steve McGrew.

Thanks to all who have stepped up to serve on the Board of Directors of the Northwest Blacksmith Association. And, thanks to those who voted.

We are looking for more folks to step up and help us to run this great organization. The bylaws allow for as many as 15 people on the board. You don't have to wait for an election. The board has the authority to appoint someone they think could be of service to the board. If you care, and have a willingness to help out, talk to one of your board members.

NWBA Board of Directors contact information can be found on the inside front cover of this Hot Iron News.

Two exciting opportunities to learn from

Mark Aspery, Artist Blacksmith, author and superb instructor.



Mark Aspery Demonstration / Open Forge

Saturday March 12 at the NWBA Mentoring Center

Time: 9:00 AM - 12 PM Noon: Break for Lunch

1:00 PM: Open Forge time until 4 PM

Cost: \$10

Attendees must be current NWBA members due to insurance requirement

Three Day Workshop with Mark Aspery

Sunday, March 13th through Tuesday, March 15, 2016

Time: 9-5 with a lunch break.

Workshop will cover basics, including wizard bottle opener, some tooling, punching, drifting etc.

Location: NWBA Mentoring Center, 1900 7th Avenue Longview, WA

Cost: \$350, \$125 non-refundable deposit to reserve your space.

Audit option: \$50 per day, payable at the door the day of the event.

Limited to 8 students. Make your reservation today!

UPDATE: The class is now full. There is a waiting list you can be added to, in case someone who is now registered has to withdraw. Auditing is still available and is an excellent way to get in on this opportunity.

For more info Contact Rashelle Hams: 360-901-1365 iamrashelle@yahoo.com

Find out more about Mark Aspery online: www.markaspery.com

Watch his excellent instructional videos on his YouTube Channel: <https://www.youtube.com/user/MarkAspery>



NWBA CONFERENCE 2016

FRIDAY, MAY 13 - SUNDAY MAY 15,

FOCUS ON JOINERY

DEMONSTRATORS
HANDS-ON CLASSES
REPOUSSÉ STATION
COMPETITIONS!

BLACK SMOKE ALLEY (AKA MIDNIGHT MADNESS)
BARBEQUE POTLUCK FRIDAY NIGHT
WESTERN BANQUET SATURDAY NIGHT
GALLERY
AUCTION
TAILGATERS
AND MORE!

COMPETITIONS!!

Will it be an Eagle Eye contest? Nobody knows...

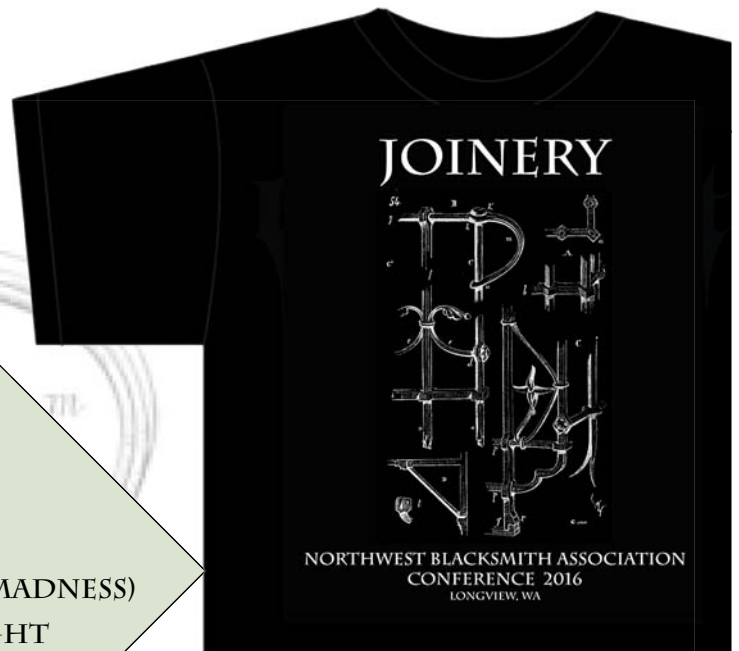
There will be 2 contests, one on Friday night (around 7pm) and one on Saturday (following the banquet.). We will announce the competitions at the conference so people can't spend months practicing. In all likelihood, one will be skill based and the other creative based.

Will this be the first year you enter?
Don't miss the fun!

REPOUSSÉ STATION, fun for the whole family.

CALL FOR GALLERY ITEMS!

To all NWBA members: Get involved in the festivities by bringing your latest work to be displayed at the gallery, curated by our own accomplished artist and blacksmithing instructor, Lisa Geertsen. Everyone wants to see what you have been working on. DON'T PUT IT OFF ANOTHER MINUTE... go make something to show off!!



Our Demonstrators:

Gábor Szombathy, Budapest, Hungary
Monica Coyne, California, USA

- **Dave Lisch:** hands-on class Forging a Blade and a demonstration on grinding blades.
- **Midnight Madness** (black smoke alley) is back!! Bring your coal forges if you want to participate.
- **Friday night around the fires!!** Potluck, Bring your dutch ovens or grills to show off your cooking skills. Please provide a dish for the potluck and tall tales for the fire.
- **Saturday night Western Banquet, General Membership Meeting, and Auction!**

CALL FOR AUCTION ITEMS

Show your support of the NWBA and donate something wonderful to the Auction. Our conference auction is the yearly fundraiser which supports our outreach programs, like the Al Bart Grants and the Mentoring Center. Donate your hand crafted item, tools or other delights to the auction in support of the NWBA. Any kind of gift item or service can be donated; treat baskets, design services, getaway lodging, kitchen and home gifts, and on and on... If your auction item sells for over \$250 you will receive a free year of membership in the NWBA.

Meet the Demonstrators



Monica Coyne

Demonstrating Focus: Joinery

Sliding dovetail mortise and tenon, which will be the focal point of a small sculpture.

What turned you on to blacksmithing?

I majored in Industrial Arts at Humboldt State University with an emphasis in woodworking, furniture and construction. I have studied drawing, watercolor and oil painting and ceramics. I have always found satisfaction in making things. Twelve years ago while working as a fabricator I discovered Blacksmithing. I immediately knew it was the medium I had been looking for. Forging steel for me feels natural, I understand it. The enthusiasm and excitement I get when moving metal amazes and confounds me every day.



How did you learn your craft?

I learned to blacksmith from Mark Aspery. I broadened my knowledge and skill working with Daniel Miller and Toby Hickman. I have taken many workshops and attended many conferences and demonstrations. I took this information and support and spent hours and hours in my shop learning.



Where do you live and where do you work?

I live in Ettersburg, in Humboldt County, California. I work in my shop about 100 feet from my house

What kind of shop do you have?

My shop is in a metal building. It is a 20' by 30' space. It is strictly a blacksmith shop. I have a Big Blu hammer, two flypresses, a side blast coke forge, a propane forge, vices, 2 anvils and lots of hand tools.

Demonstrator Monica Coyne

What kind of work do you produce? Do you have a specialty?

I produce mostly functional pieces. Furniture, gates, railings, chandeliers, sign brackets, mirrors, some sculpture. I specialize in nontraditional forged joinery.

As your business has evolved how has it changed? How is it different from what you envisioned in the beginning?

I am much more clear and determined now. I will only take jobs that allow me to have freedom of design.

Is there a particular direction that you want to take your business? Is there a particular type of work that you would like to pursue?

I would like to have time to make more furniture.

Can you tell us who you have worked with, or who might have had an influence on your work or style?

Daniel Miller had a huge influence on my blacksmithing philosophy and on my love of and experimentation with joinery. Toby Hickman and Mark Aspery both had a big influence on how I work.





What kind of collaborative projects have you participated in, and with whom?

I have worked with Claudio Bottero and a team of smiths on a large sculpture. I have worked with Jake James with a team of smiths on a sculpture. I am involved with Blacksmith Jazz (Dennis Dusek, Brett Moten, John Barron, Mike Limb and John Graham). We collaborated last year on a bench. It won best in show at the Western States Blacksmithing Conference.

Demonstrator Monica Coyne



What do you expect to do in your demonstration at the conference?

For a few years now I have been working on the idea of a forged sliding dovetail joint. Sliding dovetails are most often seen in wood and always cut. I love the look of the joint and its positive locking capabilities and stability. I wanted to find a way to forge the joint completely. At the conference I will demonstrate how to forge a single sliding dovetail mortise and tenon. I will explain how to make all of the tooling that is needed to make the joint. The joint will be the focal point of a small sculpture. I will also share my experiences with multiple dovetails and other non-traditional joinery and how to incorporate these joints into a successful design.




See a wonderful blacksmith video and the latest gallery online at:
<http://www.moniacoyneartistblacksmith.com/>



Don't miss out on this opportunity

Register Online Today

<http://blacksmith.org/nwba-conference-2016-registration/>



Meet the Demonstrators



Gábor Szombathy

Demonstrating Focus: Joinery

Making a Celebration Candlestick

What turned you on to blacksmithing?

I am astrologically Ram, with fire nature, so blacksmithing is my way. Actually there was a report with an artist blacksmith on TV about 35 years ago, then I started to look for a blacksmith master to learn the skill.

How did you learn your craft?

I was an apprentice for 6 years in an artist blacksmith workshop, and I graduated from an applied art school.



Where do you live and where do you work?

I just came to the USA (one week ago) to Clifton, NJ, to work as a blacksmith.

What kind of shop do you have?


In Hungary I have a small (54 square meters. *Editor: ~581 sq. ft*) workshop since 1991.

What kind of work do you produce? Do you have a specialty?

I have produced every kind of work, gates, furniture, titanium jewelry.



Demonstrator Gábor Szombathy



As your business has evolved how has it changed? How is it different from what you envisioned in the beginning?

My business was on the top about 2000. Then I started to visit the USA (to learn French blacksmith technique), Japan (to produce a special project and to teach free forging technique). I could travel by my skill to a lot of countries (Finland, Austria, even Brazil and Korea). I think I am successful in my skill.

Is there a particular direction that you want to take your business? Is there a particular type of work that you would like to pursue?

No. The challenge is to make any kind of artist blacksmith work.

At first, I wanted to become the best and the most famous blacksmith in the world. Then I grew up.

Can you tell us who you have worked with, or who might have had an influence on your work or style?

My first master, György Seregi influenced me strongly. I learned a lot from Gaudi's mind, and there is an Austrian blacksmith named Walfrid Huber. And of course, every blacksmith can show some interesting technique.



What kind of collaborative projects have you participated in, and with whom?

There was plenty. For example Yppsitz, Austria, the leader was Habermann(1997?). And, I participated in the First and Second Baltic Forging Week in Mynamaki(1998), Finland (2002), and in Seoul, Korea (about 2003)

The Hungarian Blacksmith Guild organized national and international blacksmith's meetings every year since 1992, and I was the notary of the Guild until 2005.

What do you expect to do in your demonstration at the conference?

Hopefully I can make a celebration candlestick.



Demonstrator Gábor Szombathy

Invited to Japan, Gábor spent six months teaching and experimenting and trying new techniques. Here are just a few of the photographs from that time. Some of the previous photographs are also from Gábor's time in Japan.



Stegosaurus Park Bench



Baby Stegosaurus pad molding production phases. Gábor worked with Shin - ichi for 4 days forging the reptile skin pattern (left) imitating the thick plate of the stegosaurus hide, 5.5mm forged. The benches were made for the children of Mumin park .





All photographs from Gábor Szombathy's website www.kovacsmuvesz.hu
Follow Gábor on Facebook: <https://www.facebook.com/gabor.szombathy.9>

BLACKSMITH CONFERENCE 2016

JOINERY

CONFERENCE SCHEDULE

Friday, May 13, 2016

9:00 AM - 12:00 noon: Demonstration
12:00 - 1:00 PM: Lunch
1:00 - 4:30 PM: Demonstration
1:00 - 4:00 PM: Hands-On Class TBA
~5:00 PM: Potluck barbeque, food, drink and friends around the fire.
~7:00 PM: Black Smoke Alley and Competitions!!!

Saturday, May 14, 2016

9:00 AM- 12:00 Noon: Demonstration
9:00 AM- 12:00 Noon: Hands-On Class TBA
12:00 - 1:00 PM: Lunch
1:00 - 4:30 PM: Demonstration
1:00 - 4:00 PM: Hands-On Class: Dave Lisch, Forging a Blade
~5:30 PM: Western Banquet, General Meeting and Auction.
Post Banquet: Black Smoke Alley and Competitions!!!

Sunday morning, May 15, 2016

From 9:00 AM - 12:00 PM: Demonstration: Dave Lisch, Grinding Blades
AND Clean up and Take down: we need your help!

Look for the **Repoussé Station** out behind the Mentoring Center. It will be open throughout most of the conference. This is a great activity for the whole family, no experience necessary!



Remembering NWBA Conference 2015. Demonstrating: Dennis Dusek and Brett Moten, with assistance from Ben Cyzhold.



Repoussé Station Conference 2015



Evening gathering around the fire, Conference 2015

CALL FOR GALLERY & AUCTION ITEMS!

Start making your gallery and auction items NOW!

To all NWBA members: Bring your favorite work to be displayed at the gallery. Forge a special item for the auction or donate a gift item or service.

Everyone wants to see what you have been working on.

So, remember...don't forget!

Whether a piece of work for the auction, or the gallery, your work will be appreciated by all.

Register Online Today

<http://blacksmith.org/nwba-conference-2016-registration/>



NWBA Conference 2016: May 13 - 15 Cowlitz Expo Center, Longview, WA

Driving Directions to Cowlitz Regional Conference Center

Driving North

Take Exit 39 off I-5 at Kelso
Turn Left onto Allen Street
Follow Allen Street over the Cowlitz River
Take 1st Left after Bridge onto 1st Avenue
Turn Right onto Washington Street
CRCC located on the corner of Washington Street and 7th Avenue

Driving South

Take Exit 39 off I-5 at Kelso
Turn Right onto Allen Street
Follow Allen Street over the Cowlitz River
Take 1st Left after Bridge onto 1st Avenue
Turn Right onto Washington Street
CRCC located on the corner of Washington Street and 7th Avenue

Conference Location

Cowlitz Regional Conference Center
1900 7th Avenue
Longview, WA 98632
360-577-3122
<http://www.thecenterofthenorthwest.com/>

Where to stay?

Hotels Offering Specials:

Super 8 Kelso Longview

250 Kelso Drive
Kelso, WA 98626
(360) 423-8880

\$64.60 for a one bedroom and \$73.10 for two. That includes breakfast. You must book in advance before April 30th.

<http://www.super8.com/hotels/washington/kelso/super-8-kelso-longview-area/hotel-overview>

Best Western Aladdin

310 Long Avenue
Kelso, WA 98626
(360) 425-9660

\$79.20 for one and includes breakfast. You must book before March 31st to get the discount.

Mention you are a member of the NWBA. They may have to say the full name as the receptionist may not recognize the initials.

<http://bestwesternwashington.com/hotels/best-western-aladdin>

Camping

The Fairgrounds are ours to use. Trailer hook-ups w/ water & electric for \$15 per night. Dry camping in the Tent Barn, \$5 per night, Unsheltered Tent camping available \$5 per night. Pay at registration desk, please.

Airports:

Kelso Longview Airport: 2.6 mi,
Portland International Airport: 47.4 mi

More Hotels

Red Lion Hotel Kelso/Longview

510 Kelso Drive
Kelso WA 98626
(360) 636-4400
<http://www.redlion.com/our-hotels/washington/kelsolongview/>

Quality Inn & Suites

723 7th Avenue
Longview, WA 98632
(360) 414-1000
<http://www.qualityinn.com/hotel-longview-washington-WA183>

Hudson Manor Inn

1616 Hudson Street
Longview, WA 98632
(360) 425-1100
<http://hudsonmanorinn.com/index.html>

Guest House Inn & Suites

501 Three Rivers Drive
Kelso, WA 98626
<http://www.guesthouseintl.com/hotels/kelso>

Motel 6

106 No. Minor Road
Kelso, WA 98626
(360) 425-3229
<http://www.motel6.com/reservations>

Town House Motel

744 Washington Way
Longview, WA 98632
(360) 423-7200
<http://www.townhousemo.com/index.html>

EconoLodge

505 North Pacific Avenue
Kelso, WA 98626-3517
(360) 636-4610
<http://www.econolodgekelsowa.com/>



NWBA combined Registration Forms 2016 MEMBERSHIP &

NWBA CONFERENCE 2016 May 13-15, Longview, WA

USE THIS FORM TO REGISTER FOR THE CONFERENCE, an NWBA MEMBERSHIP OR BOTH.

The North West Blacksmith Association is a Washington corporation and a 501 (c) 3 non-profit charitable organization founded in 1979. We have something to offer to anyone with an interest in blacksmithing, from the beginner to the serious professional.

Members of the N.W.B.A. receive our award-winning newsletter The Hot Iron News, the opportunity to attend N.W.B.A. semi-annual conferences, monthly Mentoring Center demonstrations and open forges, frequent hands on workshops and events, and the camaraderie and support of hundreds of blacksmith enthusiasts.

Current Membership in the NWBA is required for attendees of the conference. If you are not currently a member of the NWBA please include the Fee for Membership in your total payment. **If you are not certain about your membership status you will be able to pay the dues at the conference registration desk.** NWBA membership is valid for one year from the date of signup. Renewals are sent out on a quarterly basis, look for your renewal letter sometime in the 3 month period around the anniversary of your registering for membership.

THREE DAY FEES

- Individual: \$90
- Household: (at the same residence) \$115

ONE DAY FEES

- Individual: \$65
- Household: (at the same residence) \$80

Dinner Tickets: \$25 per person.

How many meals? _____
Vegetarian meals (included in total of meals): _____

Dinner will be served to meal ticket holders only. Tickets are sold in advance and issued at registration. Dinner is buffet style, with main course choices.

T-SHIRTS: \$15 Each

___ Small ___ Medium ___ Large ___ X Large
___ XX Large ___ XXX Large

**Last day early registration is accepted
is May 1st, 2016**

Pick up your badges and dinner tickets at the registration desk.

Camping fees must be paid in person at registration. (Trailer hook-ups w/ water & electric for \$15 per night. Dry camping \$5 per night, including the Tent Barn)

No. of Meals _____ x \$25 each =

Meal total _____

Conference Fees Total _____

T-Shirt Total _____

Membership Dues _____

\$60 in U.S.A.

\$70 outside U.S.A.

- New Member
- Renewing Member

Grand Total _____

RELEASE OF LIABILITY

I hereby acknowledge that I have voluntarily applied to become a member of the North West Blacksmith Association, NWBA. I understand that blacksmithing is an inherently dangerous activity that involves certain risks and dangers. I acknowledge and understand that those risks include the potential for bodily injury.

Nevertheless, in full knowledge and understanding of the above risks, hazards, or dangers, I freely, voluntarily and knowingly agree to assume those risks. By my signature below, I hereby agree to assume all responsibility for myself and my property and hereby release and discharge Northwest Blacksmith Association, NWBA; it's members, employees, representatives, associates, independent contractors, and board from any and all claims, demands, damages, expenses, and any other liability for injuries or damages of any description which may occur as a result of my participation in this organization as a member. This Release shall be legally binding on heirs, my assigns, successors, estate, legal guardians, executors and me.

If I am signing this agreement on behalf of another person, I certify that all representations are true with respect to the participant and that I am the participant's legal guardian or custodial parent with full authority to bind the participant and myself to the terms of the Release.

I have carefully read this Release and fully understand its contents. I am aware that in signing this Release I am releasing and waiving certain rights that I may have and enter into this contract on behalf of myself and/or my family of my own free will.

THIS IS A RELEASE OF LIABILITY DO NOT SIGN THIS REGISTRATION FORM AND RELEASE IF YOU DO NOT UNDERSTAND IT OR DO NOT AGREE WITH ITS TERMS.

Signature: _____ Date: _____

Print Name: _____

Address: _____

City: _____

State: _____ Zip: _____

Phone: _____

*E-mail: _____

*(if you are already registered as a user at www.blacksmith.org your website user account will be updated to allow member privileges only if you use the same email address as the one used to register on the website)

Return this form with your _____ Mail entire page to:

check as soon as possible. _____ NWBA

All payments must be made _____ 4742 42nd Ave. S.W. #185

in U.S. Dollars. _____ Seattle, WA 98116

To apply online and pay by credit/debit card go to: www.blacksmith.org

NWBA Mentoring Center December 2015

Darryl Nelson demonstrates proper and safe use of shop machinery. Members who attended were certified to use the machinery at the Mentoring Center.

NWBA's Mentoring Center is a fabulous resource for our members, especially those who do not yet have their own shops. There are 6 forging stations, lots and varied hand tools, and some power equipment available to our members during our forging events. The machinery, which makes quick work of many tasks, also pose safety risks if used improperly. Darryl demonstrated the proper use of our tire hammer, fly press, mounted band saw, hand held band saw, and mounted sanding belt, and shared some sage advice gained from his many, many years of experience.

Members who were just learning how to use the equipment had a chance to their hand at using the tire hammer (starting with smashing a piece of wood to get the feel of it), belt sander and band saws. Now many more of our members will be able to safely use these power tools. A tool that is used is worth a thousand times more than one that is not, don't you think?



Clockwise from above: Darryl demonstrating use of the hand held band saw. Demonstrating the fly press. Experimenting smashing wood under the power hammer. A member sanding a knife blade. Our mounted band saw and sanding belt. Nifty chain hold down on band saw mount. A sign on our fly press in recognition of the generous support from Simpson Tacoma Kraft, they donated the funds for our fly press and tire hammer



In the NWBA Mentoring Center the Poppies Grow

By Jeff Cawley and Jim von Mosch, Photographs by Dan Bowyer



On January 26, 2016, NWBA members joined forces with blacksmiths around the world to forge part of the poppies that will be used for the Ypres 2016 project. Brent Christiansen donated 100 poppy blanks and Jim von Mosch led the instruction and production with his demonstration. Sixteen NWBA members participated in forging all 100 blanks.

These poppies are part of 2000 poppies that will be used in a World War I memorial to be installed in front of the Flanders Fields Museum in Ypres, Belgium in September 2016. They represent the soldiers and civilians who were wounded or died in those fields during the battles at Ypres 100 years ago.

Blacksmiths and farriers made invaluable contributions to the war efforts, and this year hundreds of blacksmiths will come together to create a monument based on the Flanders Field Poppies. All poppies sent will be used, the surplus to be installed as wreaths on other sites. For more information on the event go to www.ypres2016.com.

Jim von Mosch began with World War I background, the Ypres 2016 Cenotaph design and discussed the poppy forging project.



◀◀ Jim shows the initial blank and the final drawn out poppy. If you make your own, the blanks must be uniform. Specifications for the blank can be downloaded in pdf format from the Ypres website (<http://www.ypres2016.com/design/making-the-poppies/>).

➤➤ Laying out the order of operations: A cross peen fuller is used to draw out the petals. Blows should be radial from the base of the petal outward. Start hammering from the outer edge in to the center from one side, and then from the other outer edge inward. This will allow the petal to grow almost to overlapping the next petal. If you work from the center outward, you may drive the outer edge to a point where you will not be able to strike it.





◀◀ Forging with a cross peen fuller from the outer edge in to the center, to draw out the petals.



➤➤ A blank heating in the forge. This forge is not quite up to temperature. Get a good yellow heat and stop fullering at orange/red. You may be able to arrange your poppy in the forge to take advantage of the hot spot to heat the petal you are working on. If you are working on a coal fire, you can heat just one petal at a time.



◀◀ Jim fullers the first petal. A good fit with your tongs will make the job much easier. These tongs have one flat jaw and one curved jaw allowing a good pinch on the flat material.

◀◀ Time to put this poppy back in the forge! If you look carefully you can see the flat and curved jaws on the tongs. (see inset above)

▼▼ Drawing out the last petal. You should finish each petal by fullering the outer 1/3 of the petal to get a "ruffle" effect on the outer edge. Those last blows get more effect if the peen is partly on and partly off the petal.



▲▲ Up close view of fullering lines.





◀◀ NWBA members getting down to work. Here Don Kemper is working with one of the NWBA built gas forges.

▼▼ NWBA members hammering out poppies in the Mentoring Center. The Mentoring Center is located in Longview, WA and has forging stations with anvils, forges and post vises, plus a power hammer, fly press and all the hand tools needed for almost any project. The Center provides monthly demonstrations followed by open forge sessions. Join NWBA and come play with us!

▼▼ From this (thank you Brent Christiansen for your donation):



➤➤ With these:



...and a room full of blacksmiths...

One hundred poppies - a good day's work.

A big thanks to NWBA members who participated in forging the poppies:

Dan Bowyer
 Karl Christoffers
 John Dorffeld
 Julien Granich-Young
 Don Kemper Jr.
 Morgan Kirk
 Gian Colombo
 Jeff Cawley

Gary Lewis
 Matt Moore
 Flint Rabin
 Rory Richard
 Frank Sneed
 Paul Wagner
 Carlo Colombo
 Jim von Mosch



Photo courtesy Gian Colombo

It is not too late to participate in the poppy making project!

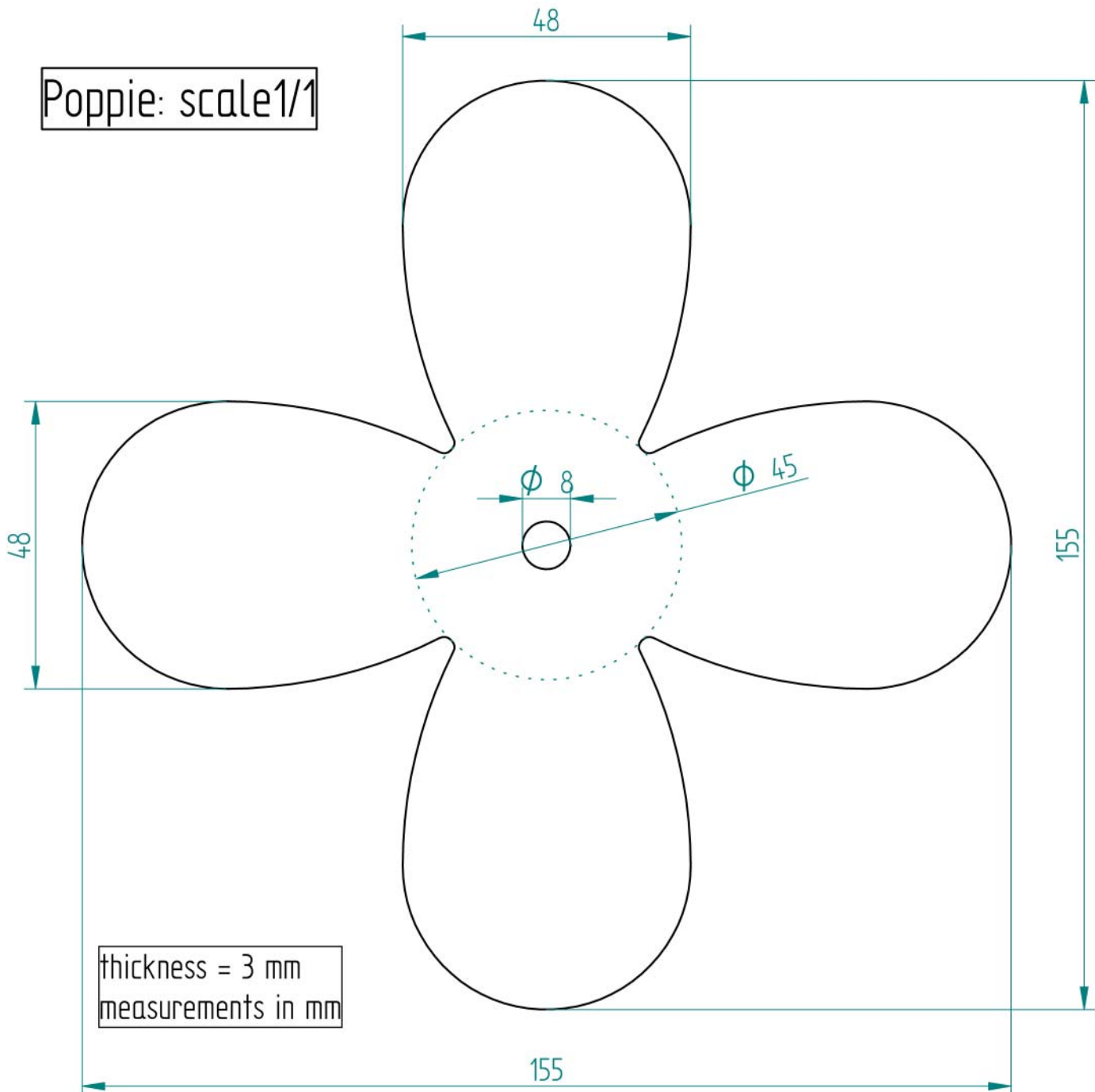
More poppies can be submitted until we ship out the box, sometime after the Spring Conference May 13-15, 2016. If someone wants to do them on their own they need to follow the template below, or go to

<http://www.ypres2016.com/design/making-the-poppies/>

and download the template. On that page there are videos demonstrating forging the poppies by hand and with a power hammer.

Contact Brent Christiansen to purchase poppy blanks: metalartsman@comcast.net

Bring all completed poppies to the conference, or to a Mentoring Center event before the conference, and they will be added to the ones that were made at the January Mentoring Center gathering. Ypres2016 said they will use all that are submitted.



NWBA is an affiliate of The Artist-Blacksmith's Association of North America (ABANA)



ABANA is dedicated to perpetuating the noble art of blacksmithing. A blacksmith is one who shapes and forges iron with hammer and anvil. ABANA encourages and facilitates the training of blacksmiths; disseminates information about sources of material and equipment; exposes the art of blacksmithing to the public; serves as a center of information about blacksmithing for the general public, architects, interior designers, and other interested parties.



ABANA 2016 Conference


It only happens every two years and you won't want to miss this one!

It's time to plan to attend the 2016 biennial conference of the Artist Blacksmiths Association of North America, to be held at the Utah State Fairpark in Salt Lake City July 13 - 16, 2016. The site boasts a large tree lined grass area for the demonstrations.

The 2016 ABANA Conference theme is EDUCATION -- the reason ABANA was started! There will be hands-on demonstrations, teaching tents, seminars, and evening forging competitions! Main demo tents will feature Bladesmithing; Forging Steel Bronze and Copper as well as Aluminum Sculpture. All metalsmiths and farriers are welcome, there will be something for everyone - Blacksmithing, Damascus Billet, Farrier Forging, Repoussé, Fold-Forming, Patination and Youth Forging. It all happens under tents on a grassy open area, along with air-conditioned buildings!

They will have:

- Vendors
- Tailgaters
- A kids' tent
- Iron in the Hat
- Auction
- Saturday night dinner is a sit-down dinner in the main ballroom, served to you by the caterers! No standing in line, everyone will eat at the same time!
- Great Food: 8-10 Gourmet food trucks, starting with breakfast, with some onsite until 10:00 pm!



For more information and registration, visit: <http://www.abana.org/Conferences/2016/>

Easy Travel: Fly in to the SLC airport and take a metro train to the Fairpark and hotels!

Great Lodging: Hotels or on-site camping . . . your choice!

Don't forget to book your room now!

Salt Lake is a popular place that time of year and rooms go fast. Even if you aren't sure, you can hold your reservation with a credit card and it won't cost anything if you cancel before the conference. Please notes at camping is also an option! Campers must pre-register. Space is limited! We have room for about 200 campers. http://www.abana.org/Conferences/2016/contents/en-us/d6_Camping.html

To find out more and register visit: <http://abana.org/2016SLC>

Making a Stake Anvil from a Piece of RR Rail *by Jim Von Mosch*



1. Slice of RR rail to make a stake anvil. I cut this off from the rail shown in the last photo.



2. Slice of RR rail in the fire with $\frac{3}{8}$ rod welded to it for handling without tongs. The fire brick is to hold in the heat like a little oven.




3. Second heat, the hardy has been started from the top of the rail.



4. The hardy is drawn out, ready to start fitting in the hardy hole.



5. Drawing out the horn.



6. Horn and heel formed.



7. The stake anvil installed on top of 200# TFS anvil.




This stake anvil was made from a slice of this RR rail.



The Gospel according to Peter Ross

Peter is the retired master of the blacksmith shop at Colonial Williamsburg, and considered one of the top smiths in North America dealing with iron work from the colonial period. *Transcribed by Hardie Swage*

- If you want to create high quality work, you must first master the blacksmithing basics: tapers, octagons, rounds, bends, scrolls.
- If you can't do these to high tolerances, it is impossible to produce high quality work.
- Work from one end of the piece to the other.
- Use the first part of the heat to move metal, use the last part to realign the piece. Always keep your work under control (straight, square, even) as you work it.
- Use Bastard Cut files in 6" 8" 10" 12' length to duplicate the finish on 18th century work. The shorter the bastard file, the finer the cut. Use shop rags to wrap the piece and protect from marring by the vice jaws.
- Work on your mental game as well as hand skills:
- Hold yourself to a high standard. In the classic learning system the Master sets the standard for the apprentice. In the world of the self taught (most of us) you must do this for yourself.



- Use appropriate tools to check your work, until your eye gets trained to recognize it ... rule, straight edge, calipers, dividers, etc.
- Use the same standard in all your work. No matter how fancy or plain the final form. Also each preliminary step leading to the final form is done to the same high standard.
- Listen to your hands. The work and the hammer talk to you through your hands and tell you when things are not right.
- Look, Think, Study... see your work as it really is, never do just enough to get by. Study your work closely, the more you look - the more you see.
- Discard substandard work and start again.

Authors note: Examples of forging practice items by Peter are on display in the Mentoring Center, Longview, WA. They are worthy of your serious study and review.

Blacksmithing Schools Around the Northwest

Cascadia Center For Arts & Crafts

P.O. Box 64
Government Camp, Oregon 97028
<http://www.cascadiaart.org/>
Blacksmithing, Visual Arts, Painting & Drawing, Photography,
Fiber Arts, Glass, Jewelry

Clackamas Community College

19600 Molalla Avenue
Oregon City, Oregon 97045
Phone: 503-594-6000
Website: <http://www.clackamas.edu/>
Offering blacksmithing classes under the Welding Technology
program.

Clatsop Community College

1651 Lexington Avenue
Astoria, OR 97103
Phone: 503-325-0910
Toll Free 1-855-252-8767;
website: <http://www.clatsopcc.edu/>
Blacksmithing classes are taught through the Historic
Preservation Program

Incandescent Ironworks Ltd.

Spokane, WA
509-456-8321
At Incandescent Ironworks I teach introductory and intermediate
blacksmithing, introductory and intermediate knife making, and
tailored instruction on selected smithing topics.
Contact: Steve McGrew:
stevem@incandescent-iron.com
www.incandescent-iron.com/blcl.html

Old West Forge

PO BOX 2105
White Salmon, WA 98672
(509) 493-4418
For additional details contact Tim Middaugh:
tim@oldwestforge.com.
Current classes are listed at www.oldwestforge.com

Pratt Fine Arts Center

1902 South Main Street
Seattle, WA 98144
<http://www.pratt.org/>
Phone: 206.328.2200
Fax: 206.328.1260
Email: info@pratt.org

Studio 4 Forging Facility LLC

A state of the art Knife Making and Blacksmith school in Seattle.
3600 E Marginal Way S. #4
Seattle WA 98134
Email David Lisch: studio4@davidlisch.com
Current class schedule is at DavidLisch.com - Learn More at
Studio 4

Thorne Metals Studio

13751 Daybreak Ln
Anacortes, WA 98221
(360) 293 8257
Current classes are listed at:
<http://learnblacksmithing.com>

If you would like to list your blacksmith school here, please send
your information to nwbainfo@gmail.com.

Editor's note: As a 501(c)3 non-profit organization there are limitations
to how we are allowed promote our members' businesses. The listings
will now include contact information and one descriptive sentence for
your school, a policy subject to change.

To publicize your class you may send your event listing to the editor for
inclusion in our online calendar. A short paragraph about the class and
time, location, and fee information only please.

Please send information about your events, school and class listings to
nwbainfo@gmail.com

CALENDAR OF UPCOMING BLACKSMITHING EVENTS 2016

- March 12 Mentoring Center: Demonstrator Mark Aspery
- March 12-13 Tool Making: Arnon Karmazov, Bridgetown Forge
- March 13-15 Mentoring Center: 3 day workshop w/Mark Aspery: basics- bottle opener, tooling, punching, drifting.
- March 19-21 Blacksmithing Basics and Beyond: Tim Middaugh, White Salmon WA.
- March 26-27 Making a Chef's Knife, Arnon Karmazov, Bridgetown Forge
- April 23 Mentoring Center: Demonstrator Tim Gabriel: fly press
- April 23 NWBA Board meeting, open to all NWBA members
- April 23-24 Tool Making: Arnon Karmazov, Bridgetown Forge
- May 13-15 NWBA Blacksmith conference
- May 20-24 5 day intensive raising and forming workshop: Saign Charlestein, The Ranch, Snohomish, WA
- June 25 Mentoring Center: Demonstrator Alair Wells: finishes and powder coating
- July 13-16 ABANA Conference 2016, Fairpark, Salt Lake City Utah, Salt Lake City Utah
- July 23 Mentoring Center: Demonstrator Nick Marcelja: knife forging.

Find the most current event listings at www.blacksmith.org/events/
Submit your blacksmith events for publication online and in the Hot Iron News:
www.blacksmith.org/submit-event


Announcements & Ads

California Blacksmith Association

2016 CBA OLD GUYS CONFERENCE

LOCATION: Ferndale, Ca
Humboldt County Fairgrounds

DATE: April 28-May 1, 2016



DEMONSTRATORS:

Joe Koches
Mike Bondi
Eric Clausen
Jack da Silva
Mark Krause
James Austin
Frank Trousil
Lowell Chaput
Robert Owings
Heather McLarty
Richard Schrader

EDUCATION HANDS-ON:

John Barron
Mark Aspery
Gerald Boggs
Mark Kochan
Mike Chisham

EDUCATION:

This year education will be a three-tent event.
1. BASIC - Forges fire up at 8 a.m.
2. INTERMEDIATE - Forges fire up at 9 a.m.
3. DEMONSTRATIONS - Check schedule for times.

OPEN FORGE

GALLERY AND AUCTION

IRON IN THE HAT

VENDORS

TAILGATE SALES

Check the details and register:

www.cbaoldguys.com

Announcements that are of general interest to blacksmiths and not specifically in the business interest of an individual will be printed free of charge in the Hot Iron News, at the discrepancy of the editor and within the guidelines of the NWBA Board of Directors. Submit your announcements for publication in the NWBA Hot Iron News and our website.

Mail to: Northwest Blacksmith Assoc.
42nd Ave SW #185
Seattle, WA 98116

Or email to:
NWBAinfo@gmail.com

Bent River Forge

Farrier Supplies

(541)847-5854

Fax (541)847-5996

farriersupplies@gmail.com



Open
Monday-Saturday
9am to 5pm

26729 Hwy 99W
Monroe, OR 97456



Coal/ Coke Firebox

Henrob /Cobra 2000
Welding Torch




High Quality
Forge Coke & Coal



38" Floor Bender

BLACKSMITH
AND
FARRIER SUPPLIES





The Steel Yard

6880 NE Columbia Blvd

P.O. Box 4828 • Portland, OR 97208

(503)282-YARD • FAX (503)282-7490

www.thesteelyard.com • sales@thesteelyard.com

Open to the Public Mon-Fri 8:00 AM - 5:00 PM
Saturday 8:00 AM - 4:00 PM

Rounds and Squares • Tubing and Pipe
Flat bar • Beams • Channel • Angles
Expanded and Grating • Rebar
Plate & Sheet • Abrasives • Base Plates
Ornamental Iron • Metal Roofing



Now Accepting:
Visa, Master Card,
American Express

We saw, bum, and cut to size • New and surplus stock arriving every day

Proud Members of the NWBA

BLACKSMITHS DEPOT



THE ORIGINAL GRANT SARVER /OFF-CENTER TONGS

Often imitated but never duplicated



Still made using designs, tools
and dies created by
Grant Sarver.

OCP - Only the location has
changed not the quality

www.Blacksmithdepot.com

Kayne and Son

100 Daniel Ridge Rd Candler NC 28715 USA

PHONE: 828 667-8868 FAX: 828 665-8303

International Shipping available • Inquiries Welcome

Classified Ads

Free to members, \$10 for non-members
Classified ads are 50 words, text only.

For sale, treadle hammer, \$500.
at present location west of Portland,
with several sets of forging dies.
Contact Dasbayhaus@comcast.net
for pictures.

Whitlox Wood-Fired Forges are
specially designed for forging with raw
wood or charcoal fuel. All our forges
are made from 11 gauge steel and
double lined with kaowool and firebrick
for super long life. Use discount code
NWBA for a \$50 discount on any full size
forge at www.whitloxhomestead.com.
Phone: 503-952-6540

**For sale: Quality blacksmith coal,
coke and charcoal.**

Contact Jim von Mosch at
Mountain Brook Forge 509-493-2246
or Mountainbrookforge@gmail.com
for price and availability.

Tire Hammer Plans by Clay Spencer

Send a check or money order for \$30US
to Clay Spencer, 73 Penniston Pvt.
Drive, Somerville, AL 35670-7013. Or
send \$32US to Paypal.Me/ClaySpencer.
E-mail me at clay@otelco.net. PDFs
will be e-mailed outside US. Phone
256-558-3658

Beverly shear blades sharpened.
Remove your blades and send in USPS
small flat rate box with check for \$41US
to 73 Penniston Pvt. Drive, Somerville,
AL 35670-7103.

ATTENTION MEMBERS

Are you receiving our informative monthly email announcements? Sign up online:
<http://blacksmith.org/sign-up-email-announcements/>

Get the up to the minute details of NWBA events and news.

Advertising Submissions

Mail to: NWBA
42nd Ave SW #185
Seattle, WA 98116

Email to: NWBainfo@gmail.com

or submit online:

<http://blacksmith.org/hot-iron-news-advertisement-submission-form/>

Download Ad Specification and Pricing Sheet online at:

<http://blacksmith.org/advertising-hot-iron-news/>

If you have any questions do not hesitate to contact editor Amy Mook at nwbainfo@gmail.com

Hot Iron News



A publication of the Northwest Blacksmith Association
4742 42nd Ave SW #185
Seattle WA 98116

NON PROFIT
USPostage
Paid
TEKS SERVICES

Postmaster: Address Service Requested

