



CHAPTER OF ABANA

Hot Iron News

VOICE OF THE NORTHWEST BLACKSMITHS ASSOCIATION

SPRING 1994

\$4.00 U.S.



Hot Iron News is the official quarterly publication of the Northwest Blacksmith's Association. Submission of materials for the magazine is eagerly encouraged and may be sent to the editor, Gene Chapman. Dead-line for submissions are February 15, May 15, August 15 and November 1. Other ABANA Chapters, blacksmith associations, and non-profit educational metals oriented groups have permission to reprint non-copyrighted materials found within the covers of **Hot Iron News** as long as credit is given to the authors, the magazine and NWBA. The Northwest Blacksmith's Association, and the Hot Iron News disclaim any responsibility or liability for damages or injuries as a result of any construction, design, use, manufacture or other activity undertaken as a result of the use or application of information contained in any article in the **Hot Iron News**. The **Hot Iron News** makes every effort to insure the accuracy of the information contained the articles published herein, but the use of any material or information is solely at the user's own risk. The **Hot Iron News** assumes no responsibility or liability for the accuracy, fitness, proper design, safety or safe use of any information, technique, materials, tool design, use, etc., contained herein.

N.W.B.A. OFFICERS AND BOARD MEMBERS 1993

President

Grant Sarver
2311 Ross Way
Tacoma, WA 98421
(206) 572-7460

Vice-President

Joe Elliott
1926 SW 25th
Redmond, OR 97756
(503) 548-2564

Secretary

Dennis Prince
695 S.W. Bear Dr.
Madras, OR 97741
(503) 475-6506

Treasurer

Kent Rudisill
2520 SW 45th St.
Corvallis, OR 97333
(503) 753-2543

Editors

Gene & Peg Chapman
P.O. Box 1038
Kingston, WA 98346
(206) 297-2495

Director

Ike Bay
13085 NW Ridgetop Dr.
Portland, OR 97229
(503) 645-2790

Director

Ben Atherley
1340 Pingston Creek Rd.
Kettle Falls, WA 99141
(509) 684-8701

Director

D.J. Stull
P.O. Box 63
Winthrop, WA 98862
(509) 996-2703

**N.W.B.A.
P.O. BOX 81041
SEATTLE, WA 98108**



IN THIS ISSUE

N.W.B.A. Officers	Inside Front Cover
President's Message	4
Blacksmith Ladies	5
Fifteenth Anniversary	5
N.W.B.A. Board Minutes	6
N.W.B.A. Spring Conference	7
Conference Registration	8
Blacksmith Profiles	9
Whatsit	10
Dorothy Stiegler	11
Toby Hickman	14
Bladesmith Corner	17
Hot Tips	18
Eugene Novice Workshop	21
Old Cedar Forge Novice Workshop	22
Another Use For Tidy Cat	24
ABANA	25
Classified	27

Front Cover: Novice Workshop

Photos taken by
Ina Culberson and Rebecca Ellis Thompson

From the Presidential Compost Heap

Tell ya what gang, I'd just as soon forget 1993 ever happened. Nothing to do with N.W.B.A. - this is personal. You know how some days you just wish you hadn't gotten up? Well 1993 was a YEAR I should've stayed in bed. Don't even ask why my new Mercedes spent two months in the body shop or why I walk with a limp now or where is my Harley! So far 1994 is looking much better. Spent the entire month of January in blissful near-boredom.

Our Spring Conference is right around the corner. Our demonstrators, Toby Hickman and Dorothy Stiegler both do some very nice work. We're going to have time set aside for short impromptu demos by anyone who wishes also. Another new feature will be an open forge available all weekend to anyone on a first come basis. Tailgate selling is always encouraged and don't forget that show-and-tell item you're dying to have everyone see!

Looking ahead to fall, our fifteenth anniversary event is shaping up nicely. We will be running four days in all - set-up and some demos on Thursday and full days on Friday and Saturday with a wrap-up on Sunday. Demos will run two hours each at two forging stations. We are planning to draw from our large pool of local talent for this event, showcasing as many as twenty smiths! WOW! Joe Elliott is working on family activities for this event -- if you have ideas, call Joe @ (503) 548-2564. Don't forget to bring that soapstone holder! For those of you who don't know, forgers use a long soapstone holder to keep from burning their wittle fingers!

N.W.B.A. BOARD NOMINATIONS AND ELECTIONS

If you are interested in being on the Board, know someone who would be interested in being on the Board or just want to play a dirty trick on someone, nominations will be open at the general meeting at the Spring Conference. Ballots will be mailed in the summer and new officers installed at the Fall Conference.

NOVICE WORKSHOPS

Our novice workshop crew knocked out three classes this winter. WOW! Many thanks to Gene Chapman, Jerry Culberson, Jerry Henderson, Berkley Tack, Russ Jaqua, Joe Elliott, Dave Thompson and everyone else who worked on this. Anyone interested in Novice or Novice II workshops should contact Joe Elliott @ (503) 548-2564.

That's all for now,

Grant N. Sarver Jr.

THINGS TO REMEMBER

- * AUCTION ITEMS
- * SOAPSTONE HOLDER CONTEST
- * FIFTEENTH ANNIVERSARY FALL CONFERENCE
- * PREZS' BIRTHDAY August 24, in case you forgot!

Blacksmith's Ladies

REMINDER

To commemorate the N.W.B.A. fifteenth anniversary the quilt group will be making a large wall hanging/quilt. They are asking members to send in their business cards or suggested drawings and ideas to be on the quilt. If you have created your own block, please bring it to the Spring Conference. If you need fabric, call Ina Culberson at (206) 275-6769, evenings (not past 8:00 P.M.) or (206) 241-1263 week days.



N.W.B.A.

15TH ANNIVERSARY

.....

Fall Conference 1994 at Bernie Coski's

**THE GREAT SOAPSTONE
HOLDER CONTEST**

The N.W.B.A. Fifteenth Anniversary Conference is to be a four day affair using N.W.B.A. Talent -- with dual or triple demos going on most of the time -- pick your poison and watch em go!

Spring 1994

N.W.B.A. Board Meeting Minutes

Meeting was called to order by President Grant Sarver at 12:05 p.m.

Present were: Grant Sarver Dennis Prince Ike Bay
Joe Elliott Kent Rudisill
Absent were: Ben Atherley D.J. Stull
Minutes of October 1, 1993 were approved.

.....

The position of Treasurer was transferred to Kent. It was discussed paying someone to do the bookkeeping, we will see how things go for a while.

For the convenience of the Board, we transferred our funds to First Interstate Bank and the necessary signature cards were signed. This will allow transactions in both Washington and Oregon.

We have filed our 501C (6) and are waiting for confirmation.

Grant will be checking our insurance policy to see if it needs updating. He will also look into transferring the post office box.

Election of officers was held and all current officers were re-elected.

Board members up for re-election are: Dennis, Ben and Ike. Nominations will be taken at the Spring Conference.

Kent is working on job descriptions, a new member packet and handbook. He will bring information to the Spring Board Meeting.

Spring Conference is at St. Helen's, Oregon on April 22-24. Toby Hickman will be our guest demonstrator and Dorothy Stiegler will be our local demonstrator. Joe is in charge of arrange-

ments with Toby and Grant in charge of Dorothy's arrangements.

Our 15th Anniversary Conference will be held in the fall at Barney Coski's shop on September 29 through October 2. We are going to try and arrange with some of our members to do all local demonstrations with more than one demo going on at a time. A letter to that effect will be sent out to a list of prospective demonstrators. We are also going to try and have some events planned for non-blacksmithing family and friends.

The Novice Workshop at Thompson's lost money. The final figures are not ready yet, but it looks like somewhere between \$50.00 and \$200.00. In the long run the other two workshops should be able to make up the difference. The Fort Vancouver Blacksmith's Association would like help putting on a Novice Workshop. Joe is going to work with them and see what we can work out. It was suggested that we come up with a Novice II Workshop.

It was brought up that soon the military will be having eight 500 lb. anvils available at auction. The Board authorized a \$250.00 (maximum each) amount or a total maximum \$2,000.00 for purchase of these anvils. They would be made available at conference auctions.

Meeting adjourned at 3:45 P.M.

Respectfully submitted
Your Scribe,

Dennis Prince

N.W.B.A. SPRING CONFERENCE ST. HELENS FAIRGROUNDS - ST. HELENS, OREGON APRIL 22, 23, 24, 1994

CONFERENCE AGENDA

FRIDAY	SATURDAY	SUNDAY
1:00-2:30 Dorothy - Forging Clayton Knot - Angle Iron	9:00-12:00 Dorothy - Forging flowers - Rose & Iris	9:00-10:30 Dorothy - Forging basket handles
3:00-6:00 Toby H. - Coloring, polychromate finishes, texturing	1:30 - 4:30 Toby - Forging a light fixture	10:30-12:00 Toby - Layout and forging math
7:00 - till ?? Midnight Madness	5:00-6:00 Forging and N.W.B.A. Blacksmith Olympics -Canada vs. U.S.A. Beer Can Tiddly Winks - Pretzel Eating and Storytelling	12:00-1:00 Clean Up
	6:00-7:30 Pot Luck and Board Meeting	
	7:30 - 9:00 Auction	
	9:30 till ??? Midnight Madness	

We hope to have an open forge all weekend!

MAP TO FALL CONFERENCE ST. HELEN'S FAIRGROUNDS

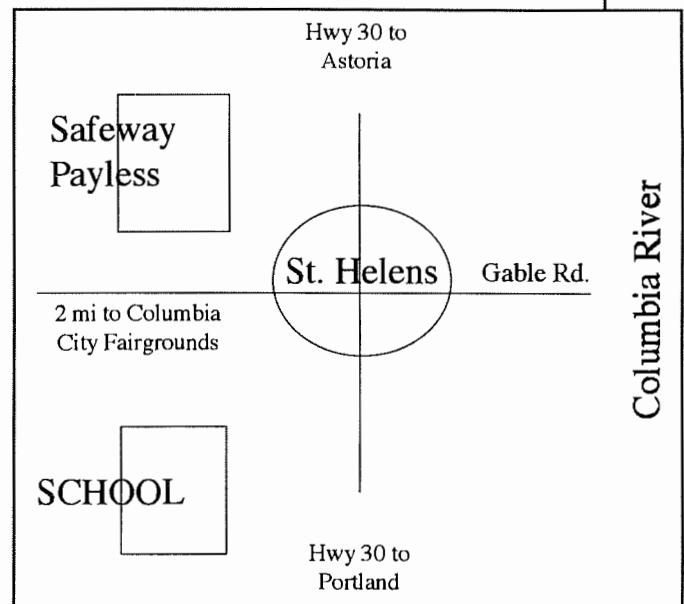
Take Hwy 30 from Portland toward Astoria - mostly along the Oregon side of the Columbia. St. Helen's is 25 miles from Portland. Watch for Fairgrounds signs and N.W.B.A. anvil signs to turn south to Fairgrounds.

**Lost or lame??? call Jerry Henderson
at 503-397-6131**

From the North on I-5, at Kelso, WA., head West on Hwy 4 to Longview. Turn South to Rainier, OR. Head South on Hwy 30 until you get to St. Helens, about another 25-30 minutes.

MOTELS

- ▲ The Village Inn, 535 S. Hwy #30, St. Helens, OR. (503) 397-1490
- ▲ Rainier Motor Inn, 120 A. West, Rainier, OR. (503) 556-4231 (25 min. from St. Helens)
- ▲ Oregon Lodging Hotline: 1-800-365-6343
- ▲ Longview, WA is about 25-30 minutes North of St. Helens.
- ▲ Camping on site: \$8.00 with/without hookups
- ▲ Dorms for \$1.00 per night



Spring 1994

1994 SPRING CONFERENCE REGISTRATION

April 22, 23, 24, 1994

Oregon Fairgrounds, St. Helens, Oregon

Registration and Fees: DON'T FORGET AN AUCTION ITEM

I am a member of N.W.B.A. [] I am a member of ABANA []

Pre-Registered before September 15th	\$35.00	\$_____
After September 15, or walk-in	\$40.00	\$_____
Spouse	\$5.00	\$_____
Children	\$5 per child x = _____	\$_____
N.W.B.A. Membership	\$20.00	\$_____
Auction Item \$5 discount		-\$_____
TOTAL		\$_____

Make your check payable to N.W.B.A. and mail to:

N.W.B.A.
P.O. Box 81041
Seattle, WA 98108

DISCLOSURE/ASSUMPTION OF RISK

I hereby acknowledge that by attending the N.W.B.A. Spring 1994 Conference to be held on the property of the Oregon Fairgrounds, St. Helens, I assume all risks, hazards and dangers that are present on the property by reason of its location, the terrain and the various equipment located on the property. I specifically waive and release Northwest Blacksmith's Association and N.W.B.A. of any liability, loss or damage which may occur as a result of my presence on the property.

ALL ADULTS MUST SIGN:

Name: _____ Print Same: _____

Spouse: _____ Print Same: _____

Child: _____ Print Same: _____

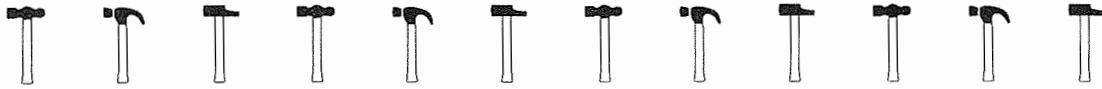
Child: _____ Print Same: _____

Address: _____ Phone: _____

City: _____ State: _____ Zip: _____

Spring 1994





BLACKSMITH

PROFILES

Robert Race
2223 1/2 S.E. 139
Portland, OR. 97233
(503) 253-7334

Robert makes his living as a programmetrist. He became interested in blacksmithing after watching the movie "Gunsmith of Williamsburg". He specializes in 18th & 19th century early Americana. Robert has been smithing for 3 years and a member of N.W.B.A. since 1986. Gunsmithing and measurement through the use of photography are some of his hobbies. He also claims to be a procrastinator. His wife, Shirley is a hospice nurse and her hobbies are loom weaving and weaving baskets. When asked if he knew Joe Elliott, he replied, "We've met!! (not sure what that means)

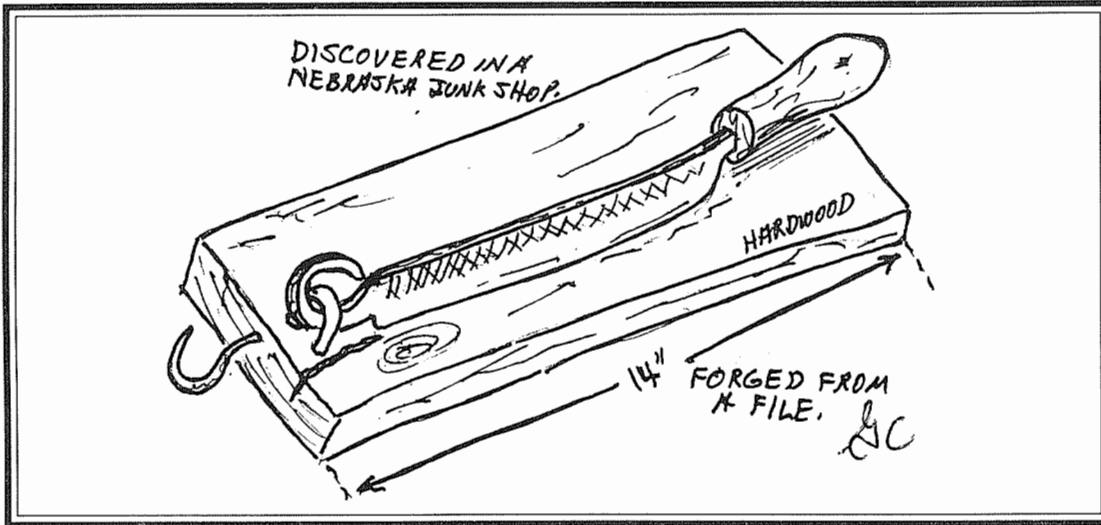
Berkley Tack
71991 Lentz Rd.
Rainier, OR 97048
(503) 556-7975

Berkley is a founding member of the N.W.B.A. and has been a full-time Blacksmith since 1980. He became interested in the art of metal in college when he read Alex Bealer's "Art of Blacksmithing". He specializes in architectural ironwork and light industrial forging. His goals for the coming year are to develop new techniques and to break out of a few ruts that limit his creativity. In addition to managing a small farm, he enjoys music and family activities with his wife, Diane and his four children.

He's read about Joe Elliot . . . somewhere!!

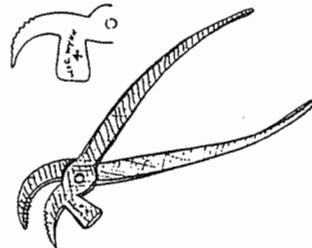


WHAT SIT??



Thanks to Don Kemper, Ray Rossi, Ike Bay and North Texas Blacksmith Association, Jay Sibler, Editor for sending in answers to "Whatsit!" Winter Edition.

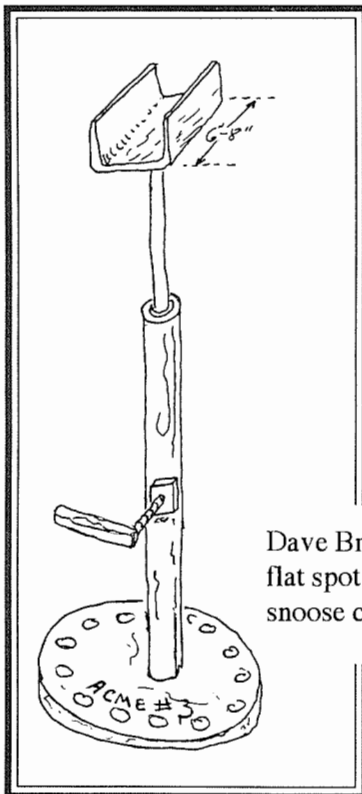
874. Lasting pincer. Before 1850. English or American. Marked "W. & C. Wynn #4. Warranted." This tool was used by the shoemaker to pull the finished leather uppers over the sole. The pliers have curved and serrated jaws. At the same time, tacks were placed to join the upper and sole, then pounded into place with the hammer head which protrudes just enough beyond the plier-like jaws to be effective. The



leather upper at this time were made in "The Little Home Cobblers Shop," a specialty industry in the country. The uppers were then gathered up and taken to the shoemaker for lasting and bottoming. An early cottage industry. Found in Beverly, MA.

L - 8 1/4"

Proof! . . . submitted by Ike Bay



Dave Brandon's third hand -- the "U" channel iron is a handy kind of flat spot and catch all. Dave sez . . . "a good place to warm your snoose can up on a 20° below Montana morning."

WISH I'D THINK OF THAT!

"The less there is, the more forceful the work."

. . . Somebody

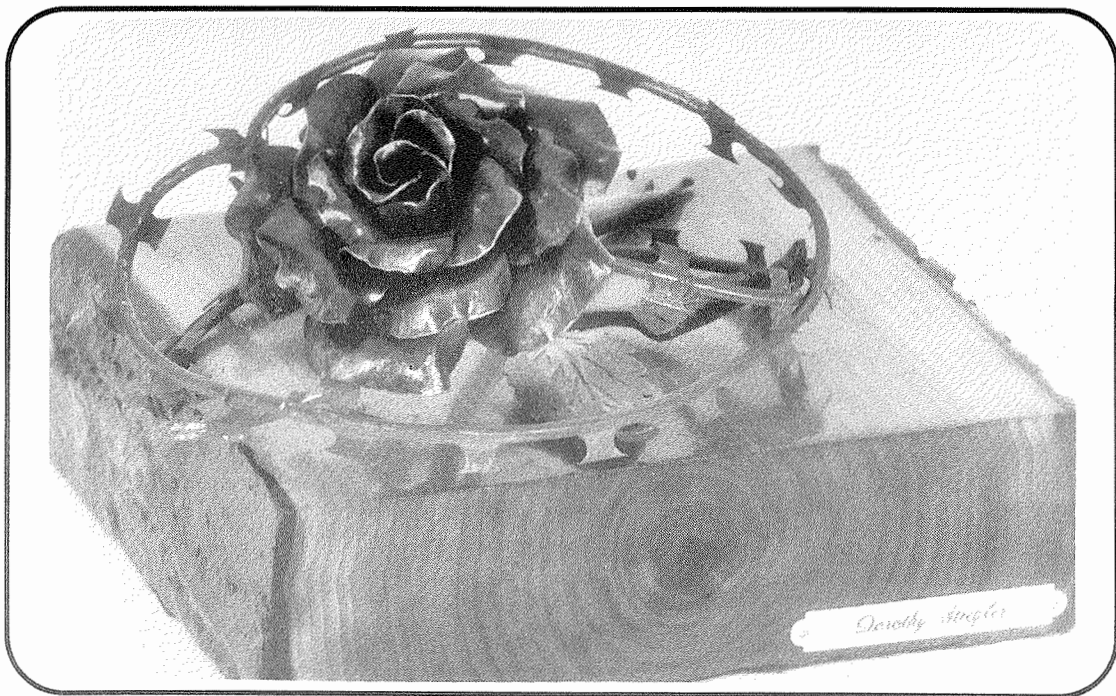
Spring 1994



★ DOROTHY STIEGLER ★



Dorothy is both delighted and honored to be one of the demonstrators at the N.W.B.A. Spring Conference. Forging flowers is one of her many specialities and during one of her demonstrations she'll be showing us how she forges an iris and rose from 9:00 - 12:00 on Saturday.



Rose on Wood
"Of Love and Romance"
1990

Spring 1994

Photos supplied by Dorothy



Dorothy Stiegler


Dorothy's resume is extensive; full of honors, demonstrations, affiliations, exhibitions and workshops. She has been a very active Artist Blacksmith since 1974. It's difficult to extract just a few of her accomplishments from her many years of experience.

Since 1976 she has been an Ornamental Ironwork Instructor at Olympia Technical College. She has also taught blacksmithing and toolmaking at South Puget Sound Community College. In 1989 she taught blacksmithing at Pennland Arts and Crafts School in Ashville, North Carolina.

Dorothy has presented demonstrations for blacksmith organizations all over the United States, Canada and Great Britain and exhibited her work at these and many other exhibitions.

She served two terms at President of the Artist Blacksmith Association of North America (ABANA).

Stiegler Forge can be found in Rochester, WA. where Dorothy resides with her husband Ed and her three children Grant, Tyana and Lindsay.




Tribute to Achen Kuhn when the
East German wall came down

Spring 1994



Dorothy Stiegler




Railing made for Rasmussen Residence, Olympia, WA.
It has bulrushes, frogs, snails and other
critters throughout the railing.

Spring 1994



TOBY HICKMAN




1993 photo of Toby standing behind a railing leading to the door to this office. He forged the railing in 1980.

Toby Hickman

I have been a professional blacksmith since 1975 (At least I haven't earned money any other way).

- 1976-88 Sold at Northern California Renaissance Faire, fire tools and house hold accessories. Through contacts there, I built a clientele of individuals, designers, and architects. Charter Member of California Blacksmith Association - President and Vice President.
- 1988 Trade developed toward lighting and restaurant interiors. Did some sub-contracting from other iron shops
- 1990 Worked 9 months at Michael Bondi Metal Design
- 1991 Elected to Board of ABANA
Developed Polychromatic Finishes
- 1993 Happily married at long last!!




Patio guard rail at Vintner's home in St.
Helena, CA.

Spring 1994

Hinge Ends

Editor's Note: I am working on a pair of doors for my workshop and of course will need hinges. I stumbled on these drawings of late 18th and early 19th century hinge ends from an old newsletter of the Pittsburgh Area Artist Blacksmith Association. These ends would also work well on handles or as hardware for a wooden chest. Can't decide which one I like the best — I may have four different hinges!



Reprinted from
Newsletter of the
Blacksmiths Association of Missouri
Editor: Jim
McCarty

Answers to questions your **Mom** would have said . . . **LOOK IT UP!!!**

*Herbert Hoover, 31st President -- his father was a blacksmith
William McKinley, 25th President -- his father was an ironmaker
Schmedley Soapstone, C.E.O. The Tong Works, Poulsbo, WA - his father
worked in a junk yard*

Spring 1994

Door constructed with straps. Separate hinges. (Butterfly)

Door constructed and hung by strap hinges.

Two versions of strap hinge with similar outline. Only real difference is in amount of elaboration. Lower version is built up of two sheets - see Section.

Modern renderings of this type of strap hinge often fail - even though of good outline - because they lack interest in cross section. Thickness should diminish away from hinge & surface relief be provided. B.B. could be: C.C. could be: Terminations flat or die forged

Various possibilities for straps

Methods of applying nails & studs.

Bevelled before rolling in

Forged from solid, bushed & welded to strap.

Three good pivoting devices

Pin rivetted in

Pin dropped in

Modified stock butt hinge

Type of cock's comb, moustache or Moravian hinge; cross sections -

Some methods of making hinge sockets

Washers

Washers

Hinged Staple

Bevelled edges

Pinned to face of cylinder. Swings aside.

Incised

Three cylinder covers

The modest function of the escutchion can need not prevent its being a thing of beauty.

Elevations

Plan

Example of Pig tail.

Top could be split. Various decoration possible.

A primitive knocker. Two bars T-welded - end bent under - staple around shank driven in door - nail strike plate. Good wrought design - low cost.

A more elaborate knocker with symbolic protective dragon. The attachment of back plate to door by staples is a structural & decorative feature possible to flat plates, locks etc.

Buckhorn Hinge

H-Hinge

L-Hinge

Relying on texture & section

Bevelled edges

Ring handles of uniform section or design may hang loosely in shank. General effect better for length in shank. Three good methods of making shank - right

Rose

Split

Punched

Finished

Forged

Drilled

A simple lock plate whose decoration counts quite disproportionately to the small effort involved

Handles with balanced features should be prevented from revolving in shank.

Type of lock almost deserving description as "jewellery"

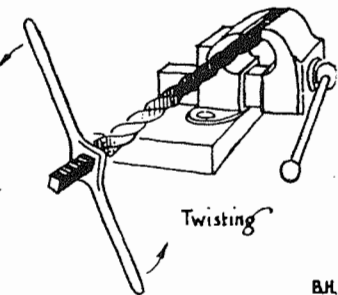
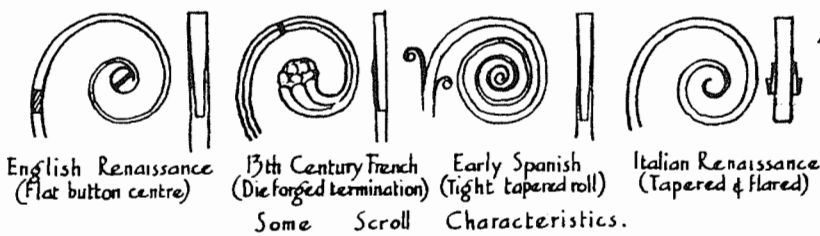
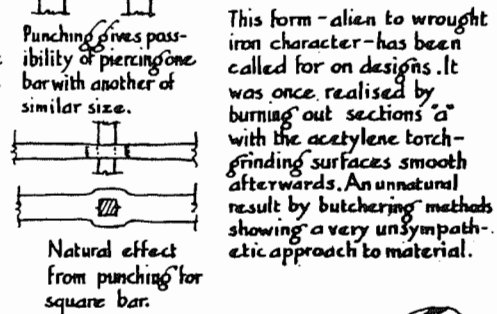
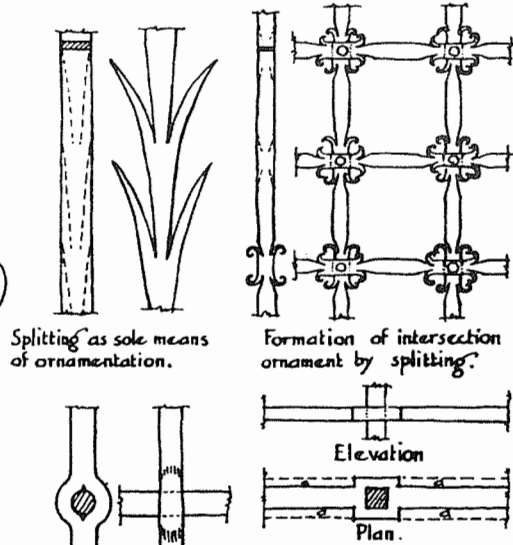
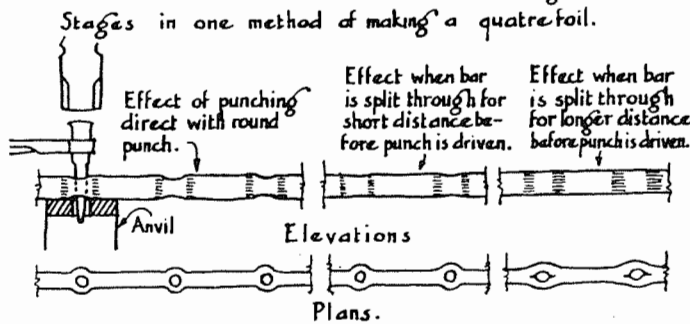
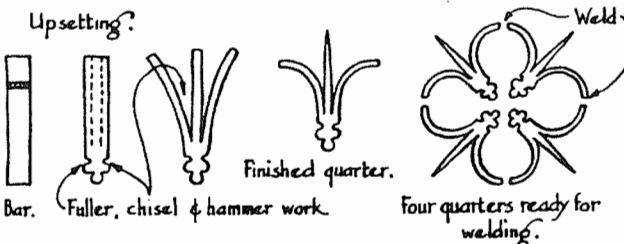
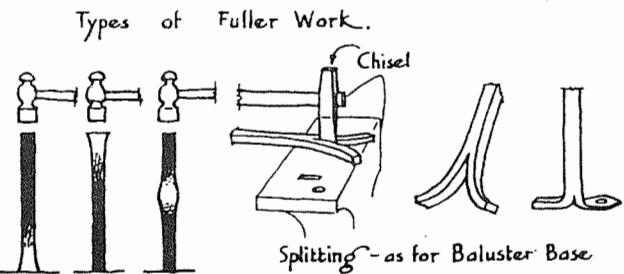
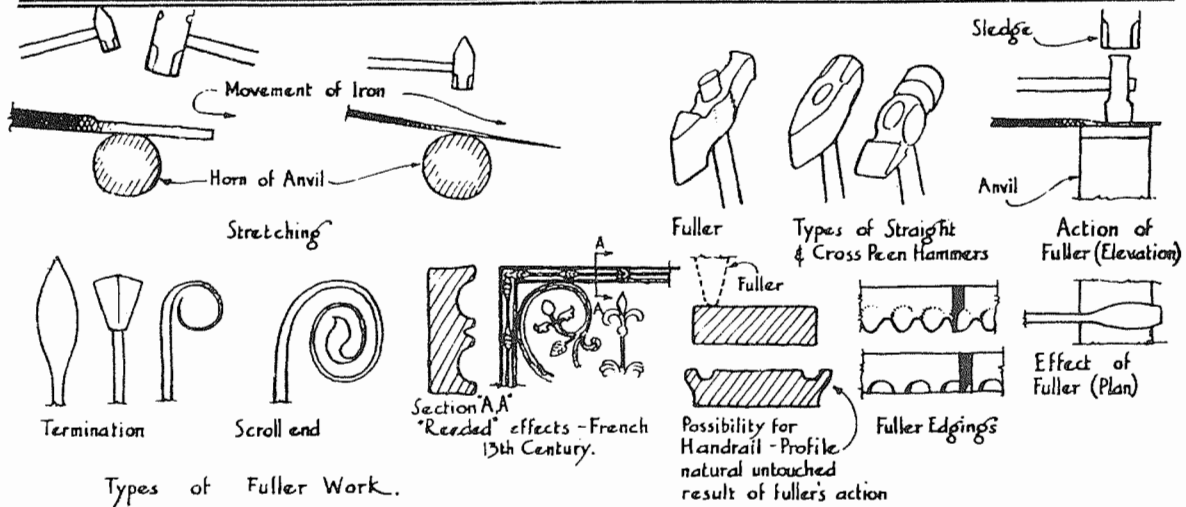
HARDWARE.

B.H.

NOTES ON WROUGHT METAL HARDWARE BY BERNARD HEATHERLEY

Reprinted from "Forge Facts", Rocky Mountain Smiths

Spring 1994



FORGING PROCESSES.



Reprinted from "Forge Facts", Rocky Mountain Smiths

Spring 1994

EUGENE NOVICE WORKSHOP

Drawing from the metalsmithing program at the University of Oregon, ten people attended the Novice Blacksmithing Workshop taught by Joe Elliot and Dave Thompson. The workshop was held January 14, 15, 16 at Dave Thompson's shop in Eugene, Oregon. Class members made firepokers, chisels, punches and tongs. Students got to work in both coal and gas forges.

Since four of the class members were experienced jewelers, Joe and Dave demonstrated specific techniques that were applicable to their needs. These demonstrations included collaring, riveting, forming tenon joints with a guillotine fuller and forging bronze.



Laura Gerards forging a chisel.
Mark Manley drawing out the handles
on his "Poz Tongs"
Robin Epstein working at the coal forge.

Story and photos by
Rebecca Ellis Thompson

Spring 1994

NOVICE WORKSHOP AT "OLD CEDAR FORGE"

February 21-23, 1994

Instructors: Jerry Culberson, Gene Chapman, Berkley Tack

The first glimpse of super hospitality was the hot coffee and hot rolls just retrieved from town by Jerry and Dave before 8:00 A.M. on Friday . . . **and it just got better from there!!** But too soon it was out to Jerry's shop and time to wear off some of that "carbo" loading.

Jerry's first demo was making a set of "Poz" tongs from two pieces of 5/16" x 1" x 8" long bar stock. First we mark, fuller and then draw 14" reins from 1/2 the bar's length, by hand -- **Yeah, right! . . . with three power hammers and a treadle hammer in the shop????**. Just get busy pounding, Mister!" So, using the shop and safety rules we had been given, it was off to building tongs. Often heard were *"Have you just see the tongs I just laid . . . My hammer was right . . . Where is the bending fork I just put in the vise?, etc. etc.*

Lunch of Blacksmith beans, B.B.Q. beef and all the trimmings was most welcome . . . all served ala Jerry and Ina's spacious hospitality. Back to tong works, before an equally abundant Blacksmith/logging camp type dinner and then "Finesse time." Evening demos by Jerry, Gene and Berkley on the finer points of blacksmithing - welding - knives - steel types, etc., etc. --- although Jerry and Dave's forging a candle holder from a 10# block of steel might be properly called "a brute strength" example of finesse. Gene's knife was a work of art and Berkley's presentation on "steel types on spark tests", including 100+ year old wrought iron, added an intellectual note. Then, an hour or

so of "free time" at the forge and anvil before midnight madness fully reigned.

Saturday was more of day one, plus a chance to build a fireplace poker from 3/4" square stock and draw it out on Jerry's 100# Little Giant (would you believe . . . its easier to draw out the stock . . . and chamfer its corners . . . and quicker . . . with the 100# mechanical . . . than my 3# cross pein hammer?) The day was quickly spent at the forge, watching demos and lifting myself away from delicious meals (well almost - Ina warned me after I put a half dozen dollops of Jerry's special hot sauce on my chili.)

Sunday morning was devoted to "free time" and the projects were varied . . . wizard's heads to . . . and all showed newly gained expertise! It was time to clean up and get ready for a photo session of completed projects and attendees. Every one of the baker's dozen men and one lady received their diploma with a satisfied smile.

Do it again??? **In a minute!!** And many were the comments . . . "See you at the Spring Conference!"

Thanks Jerry, Gene and Berkley. Also the generous (sometimes behind the scenes) help and hospitality of Ina, Babe, Phyllis, Vernell and Jerry H. (and to all the other behind the scenes N.W.B.A. members who make the novice workshops possible) for a GREAT LEARNING EXPERIENCE AND WEEKEND!!

..... Don Kemper

A NOVICE AT A WORKSHOP

Recently Gene Chapman informed my employer, Keith Dickie, of a three day "Novice Workshop" to be held at Jerry Culberson's "Old Cedar Forge". Having a good opportunity to take another step toward diversification of his company, "Decorative Iron Inc.," he asked if I also would like to attend which I gladly accepted. After all he was buying and who am I to turn down free education.

Just reading the "easy humor" in the info flyer, I knew these were people I'd like to spend some time with. The novice crowd ranged from office manager to fulltime smith and from Montana to Canada. All were eager and friendly ready to work, listen, and lend a hand. The instructors were knowledgeable craftsmen extraordinaire and each had his own niche. Gene dazzled us with his skill as a blacksmith and Berkley Tack awed us with metallurgy from steel compositions to heat treating. As for Jerry, his demonstra-

tions were as spectacular as a wander through his shop and home. He is an openly animated person with true talent and no end to the depth of his talent and hospitality.

Which brings us to food, WOW the FOOD, worth the price of admission without the workshop. A special thanks to Jerry and his wife, Ina, Phyllis Tice, Babe Brandon and Vernell Henderson for your culinary wizardry and for washing up after a bunch of blackened shop monkeys!


My suggestion for anyone skilled or unskilled (I've been working ornamental iron for twelve years) is to sign up for the next or any workshop and be prepared for long days, good folks, good food, a wealth of knowledge and a pile of over heated iron to call your own. I know I'm going back!

Thanks all of you . . . John J. Wiprod



NOVICE WORKSHOPS
January 21-23 and February 4-6

Photos by Ina Culberson



Hot Iron News

Yep folks, this ain't no tall tail, its the real cats meow -- seems one of our neighbors to the north - that's Canada - eh. . . was aworkin on a file and


lookin for a spot to anneal it . . . the rest is history. Ahhh what an aroma!! Stink was thru the shop pronto! Where's Chris??? He high

tailed it up wind side of shop and was grinin ear to ear.

"OLD CEDAR FORGE"
NOVICE CLASS
94
THANKS
JERRY
GENE
BERKLEY



"FIRST" FORGE THE "STEEL"



"SECOND" ANNEAL IT,
"IN CAT LITTER"
(JUST ASK CHRIS)
THE SMELL YOU'LL NEVER FORGET

B.C. "BLACKSMITH"

January 1994 Novice Workshop
Cartoon by Chad Heiserman
Snohomish, WA
Aroma by Chris Gowling
Coomds, B.C. Canada



"CHAD HEISERMAN"

Spring 1994



ABANA
MEMBERSHIP APPLICATION

*Includes a subscription to the Anvil's Ring
and The Hammer's Blow*

Primary ABANA Chapter Affiliation _____

NAME _____ PHONE _____

ADDRESS _____ CITY _____

STATE _____ ZIP _____ PROV/CODE _____ COUNTRY _____

Indicate type of membership applying for:

NEW MEMBER? RENEWAL MEMBER?

- REGULAR MEMBERSHIP \$35.00
- SENIOR CITIZEN (65+) \$30.00
- OVERSEAS AIRMAIL \$70.00
- OVERSEAS SURFACE MAIL \$50.00

- FULLTIME STUDENT \$30.00
- CONTRIBUTORY MEMBER \$100.00
- PUBLIC LIBRARY \$25.00

CHECK OR MONEY ORDER ENCLOSED (WRITTEN ON U.S. BANKS ONLY)

VISA MASTERCARD

CARD NUMBER

EXPIRATION DATE
REQUIRED

____/____

Send to: ABANA, P.O. Box 1181, Nashville, IN 47448 Or phone with VISA/MasterCard by calling (812) 988-6919

**ATTENTION:
ABANA CHAPTER
NEWSLETTER EDITORS**

Please use this application for reprint in your newsletters.

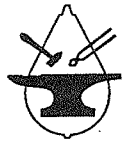
We appreciate your willingness to publish an ABANA application in your newsletters. Consistency in applications we receive at the ABANA Office would sure be of help with so many to process. The variance of information and paper sizes is slowing down membership processing time. Also, some of the information and dues prices have changed.

Additionally, we would like to trace where the applications are coming from so we can give credit where credit is due! Thank you in advance for your cooperation.

Janelle Franklin
ABANA Executive Secretary

ABANA

Artist-Blacksmiths' Association of North America



P.O. Box 1181, Nashville, Indiana 47448
Executive Secretary, Janelle Gilbert Franklin

Office Hours: 9:00am - 5:00pm
Phone: (812) 988-6919

ABANA PRESIDENT'S MESSAGE

February 1994

Dear ABANA Chapters,

The latest issue of the *Anvil's Ring* features a list of folks who have helped ABANA be the strong organization it is. Several of the ABANA Board's committees would be less effective without their help, it is very much appreciated. These people have gone out of their way to provide us with special help in their areas of expertise; however, they are not the only people helping ABANA and blacksmithing today. All of you who are working to make your Chapter strong, and spreading the word about our craft in general are helping in ABANA's efforts as well! Together, we are bringing blacksmithing into the mainstream.

Those of you who had the good fortune to go the *National Ornamental Metal Museum* in Memphis, Tennessee last month saw the first ABANA Member exhibition -- **The Blacksmithing Craft Continuum**. The show, which went from December 14 through January 30, featured the work of selected smiths, and also the work of those smiths that inspired them! The show was quite a success, and it was due in part to all the generous donations by chapters, smiths, and businesses determined to help make it happen. You will see an excellent spread on the exhibition in the next issue of the *Anvil's Ring*. True to our word, we are trying to support another exhibition for 1994!

The time remaining before the June, 1994 ABANA Conference is growing shorter! In Chapters all over the country, plans are under way to provide a ring for the conference Ring Project. The deadline to have the rings submitted for a promotion in the *Anvil's Ring* is March 1. I can hardly wait to see the finished product! Others among you are busy making items for the Conference Auction or Iron In The Hat. I have heard that this conference may shatter all ABANA Conference attendance records! In many ways, this 1994 ABANA Conference may just be the best one ever. The registration packets will be sent out in the spring, make sure you get your registration in early in order to get the best deal!

At your next club meeting, why don't you make it a point to point out to the crowd where your fire extinguishers are, and how to use them? Through no fault of their own, there are many people who have no idea how to use a fire extinguisher. That is no crime. But it would be a shame if something happened and you had a shop full of people who had no idea what your fire protection plans were. Fires have a way of going "out of control" rather quickly! These kinds of situations leave little time for crash courses in proper fire extinguisher use. Make sure that everyone knows how to use your fire extinguishers before your meeting really starts; and just as important, that they should aim the stream at the BASE of the fire, not into the flames! Outside, make sure people park away from the building, or at least leave plenty of room for firetrucks or other emergency vehicles. Just a little bit of planning can turn potential disaster into a mere pause in the program!

Warm Regards,

Clayton Carr
ABANA President

A handwritten signature in black ink, appearing to read "Clayton Carr". The signature is fluid and cursive, written over a white background.

CLASSIFIED ADS

ANVIL INFORMATION: If you have an anvil you want identified or dated contact: Dick Postman, 10 Fisher Court, Berrien Springs, MI 49103. Dick is known as "The Anvil Man" and has done extensive research in preparation for writing a book on the history and manufacturers of anvils. Provide photos, trademarks or other markings, and dimension if possible. SASE is requested. (Southern Ohio Forge and Anvil)

FOR SALE: Blacksmith Shop and Tools - 265# Peter Wright Anvil - a small anvil - top and bottom tools - tongs - hammers - etc. -- Clifford Johnson (206) 484-3154, HCR 78, Box 610, Nasell, WA 98638.

FOR SALE: Crushing equipment, machine tools, pumps and electric motors. Coski-Pacific Forge & Tool, Inc., (206) 927-0362.

FOR SALE: Anvil cookie cutters. Approximately 3-1/2" by 5". Outline shape only - \$5.00 each plus \$1.50 shipping and handling. High quality with handled back - \$11.00 each plus \$1.50 postage and handling. Contact Ray Rossi, 1652 S. Vaughn St., Aurora, CO 80012, (303) 750-0786.

LASER CUT PARTS: For a detailed brochure, and a sample from the shop floor, send a dollar (refunded with your first order) to: Bob Bigelo, Rt. 1, Box 380 - H, Espanola, NM 87532. One part, or one thousand, we can handle it.

Limited Amount of New Mexico smithing coal available. \$280 per ton. \$16 per 100 lbs. Contact Corkey Storer at Heritage Forge, (206) 432-1468 Seattle area.

STERLING SILVER PINS. Limited quantities, NWBA Commemorative Pins, \$17.00 each. Contact Ike Bay, P.O. Box 81041, Seattle, WA 98108.

VIDEO: "The Wire Damascus Hunting Knife, How to Do It", by Wayne Goddard (124 minute), \$50 post paid to Wayne Goddard, 473 Durham Ave., Eugene, OR 97404.

WANTED: Interested parties for training in turn of the century manufacturing processes. Apprentices to produce sand molds in a foundry, operate water powered machine tools, and forge iron in a blacksmith shop. Those wishing to be considered should apply to Historic Knight & Co. Ltd., Sutter Creek, California, (209) 367-1449.

WANTED ANIVL: 100-150# - others considered - (503) 294-0399--be persistent-Mark Downing.

WANTED - SWEDGE BLOCK - FOR SALE - Miller Thunderbolt Welder 225AMP - CC-AC-ARC 50" ground and 75" stinger lead - \$350 -- Chad Heiserman (206) 668-4908.

WANTED: Notes from Peter Ross demo at St. Henlens 1991 - contact Hot Iron News editor.

50# Little Giant, \$1,600 U.S.A., \$2,100 Canadian, 220 v, 2 hp, 2 sets dies, Terry Willis, 604 856-8580.


WANTED TO BUY: 50# Little Giant power hammer or similar. Call Berkley Tac, (503) 556-7975.

WANTED TO RENT: Part-Time smith seeks space for shop. 400 sq. ft. minimum, between Seattle and South Everett. Call or write: Rob Snyder, 4809 N.E. 71st St., Seattle, WA 98115. (206) 523-7209.

WANTED: Coal Forge with blower, Jim Butler, (206) 830-0252.

HAVE YOU PAID YOUR MEMBERSHIP DUES? LOOK ON YOUR MAILING LABEL, IF IT HAS EXPIRED OR IS CLOSE TO EXPIRING, PLEASE SEND YOUR DUES (\$20) TO OUR TREASURER, P.O. BOX 81041, SEATTLE, WA 98108. DUES ARE WHAT MAKE THIS NEWSLETTER AND OTHER MAILINGS, EVENTS, ETC. POSSIBLE. THANKS.

WANTED - POWER HAMMER 100# Little Giant or ??? Also will buy or trade blacksmith tools. Don Kemper (206) 887-3903



NOVICE WORKSHOP PLUS

The N.W.B.A. Board and some members have been thinking of having more advanced workshops for past novice workshop students. Jerry Culberson has a 5-6 students workshop in mind with a class project or product theme. Those interested can call Jerry Culberson (206) 275-6769, 9:00 a.m. to 4:00 p.m.

FROM YOUR EDITORS:

• Thanks folks for submitting all the articles
• and photos. This, plus the goodies from
• other newsletters, makes this job easier.
• We would like to put out an issue or a
• special devoted to mostly ideas, info, hot
• tips, forge facts, etc. Maybe for the
• N.W.B.A. 15th Anniversary.

... Gene and Peg

.....

N.W.B.A. ARCHIVES GETS ATTENTION!

At the Fall Conference Babe Brandon and Ina Culberson volunteered to bring some order out of chaos to the N.W.B.A. Archives. On January 22nd they began that process, cataloguing and photographing each item. At the upcoming Spring Conference, items will be on display with identifying information (artist, date, place) for each item. Much assistance is needed in this area. Babe and Ina have two requests: 1) If you have any of the archival pieces stored in the back of a building, truck, etc., please bring them to the Spring Conference and give them to Babe or Ina. 2) While at the conference, please add information to the tags that will be displayed with each item and feel free to correct any information regarding the piece. Babe and Ina will then create permanent files with an identifying tag for each piece. Babe and Ina also will see to it that henceforth items are properly identified and photographed as they are made by each artist.



Spring 1994

Ina and Babe cataloguing N.W.B.A. archival items.

